

WAUKESHA COUNTY

COMPREHENSIVE ANNUAL FINANCIAL REPORT



For the Year Ending December 31, 2018

WAUKESHA, WISCONSIN

Waukesha County Executive

Paul Farrow

(Term Expires April 2019)

Board of Supervisors

(Terms Expire April 2020)

Paul L. Decker..... Chairperson
James A. Heinrich First Vice-Chairperson
David W. Swan Second Vice-Chairperson

James Batzko
Michael A. Crowley
Kathleen M. Cummings
Timothy Dondlinger
Tyler Foti
Joel Gaughan
Jennifer Grant
Keith Hammitt
Christine M. Howard
Darlene M. Johnson
Thomas Michalski

William A. Mitchell
Richard Morris
Larry Nelson
Duane E. Paulson
Thomas J. Schellinger
Jeremy Walz
Steve Whittow
Chuck Wood
Peter M. Wolff
Ted Wysocki
David D. Zimmermann

About the cover:

Parking Lot Paradise – The flower photo was taken from Waukesha County’s Administration Center parking lot and is illustrative of Waukesha County’s effort to restore natural beauty and native habitat by decreasing the dependence on traditional landscaping.

Cover photos by:

Andrew Thelke, Business Services and Collections Manager
Department of Administration

Composition and Layout by:

Nicole Armendariz, Press Secretary/PIO to the County Executive

The entire CAFR can be found at

<https://www.waukeshacounty.gov/administration/accounting/>

**COMPREHENSIVE ANNUAL FINANCIAL REPORT
OF THE
COUNTY OF WAUKESHA, WISCONSIN
FOR THE YEAR ENDED
DECEMBER 31, 2018**

PREPARED BY:

**DEPARTMENT OF ADMINISTRATION
ACCOUNTING DIVISION/BUSINESS DIVISION**

WAUKESHA COUNTY, WISCONSIN
COMPREHENSIVE ANNUAL FINANCIAL REPORT
TABLE OF CONTENTS
Year Ended December 31, 2018

INTRODUCTORY SECTION

Letter of Transmittal from County Executive and Director of Administration.....	1
GFOA Certificate of Achievement in Financial Report	9
Department Heads of Waukesha County.....	11
Officials of Waukesha County.....	12
Organizational Chart.....	14

FINANCIAL SECTION

Independent Auditors' Report.....	15
Required Supplementary Information	
Management's Discussion and Analysis.....	21
Basic Financial Statements	
Government-wide Financial Statements:	
Statement of Net Position.....	35
Statement of Activities.....	36
Fund Financial Statements:	
Balance Sheet – All Governmental Funds	39
Reconciliation of the Balance Sheet – Governmental Funds to the	
Statement of Net Position	40
Statement of Revenues, Expenditures and Changes in Fund Balances –	
All Governmental Funds.....	41
Reconciliation of the Statement of Revenues, Expenditures and Changes	
In Fund Balances – Governmental Funds to the Statement of Activities	42
Statement of Net Position – All Proprietary Funds.....	46
Statement of Revenues, Expenses and Changes in Net Position –	
All Proprietary Funds.....	48
Statement of Cash Flows – All Proprietary Funds.....	50
Statement of Assets and Liabilities– Agency Funds	55
Notes to Basic Financial Statements.....	57
Required Supplementary Information:	
General Fund:	
Schedule of Revenues, Expenditures and Changes in Fund Balance – Budget and Actual –	
General Fund.....	103
Schedule of Proportionate Share of the Net Pension Liability (Asset) Wisconsin Retirement System. ..	106
Schedule of Employer Contributions – Wisconsin Retirement System.....	106
Notes to Required Supplementary Information.....	107
Supplementary Information:	
Non-Major Special Revenue Funds:	
Combining Balance Sheet – All Non-Major Special Revenue Funds.....	113
Combining Statement of Revenues, Expenditures and Changes in Fund Balance –	
All Non-Major Special Revenue Funds.....	114
Schedule of Revenues, Expenditures and Changes in Fund Balance – Budget and Actual –	
Aging and Disability Resource Center Contract Fund.....	115
Schedule of Revenues, Expenditures and Changes in Fund Balance – Budget and Actual –	
County Library Fund.....	116
Schedule of Revenues, Expenditures and Changes in Fund Balance – Budget and Actual –	
Walter Tarmann Fund.....	117
Schedule of Revenues, Expenditures and Changes in Fund Balance – Budget and Actual –	
Land Information System Fund.....	118

WAUKESHA COUNTY, WISCONSIN
COMPREHENSIVE ANNUAL FINANCIAL REPORT
TABLE OF CONTENTS
Year Ended December 31, 2018

FINANCIAL SECTION (CONTINUED)

Supplementary Information (Cont.):

Non-Major Special Revenue Funds (Cont.):

Schedule of Revenues, Expenditures and Changes in Fund Balance – Budget and Actual – Transportation Fund.....	119
Schedule of Revenues, Expenditures and Changes in Fund Balance – Budget and Actual – Community Development Fund	120
Schedule of Revenues, Expenditures and Changes in Fund Balance – Budget and Actual – Workforce Innovation Opportunity Act Fund.....	121

Debt Service Fund:

Schedule of Revenues, Expenditures and Changes in Fund Balance – Budget and Actual – Debt Service Fund.....	125
--	-----

Capital Projects Fund:

Schedule of Revenues, Expenditures and Changes in Fund Balance – Budget and Actual – Capital Projects Fund.....	129
--	-----

Non-Major Enterprise Funds:

Combining Statement of Net Position – All Non-Major Enterprise Funds.....	133
Combining Statement of Revenues, Expenses and Changes in Net Position – All Non-Major Enterprise Funds.....	134
Combining Statement of Cash Flows – All Non-Major Enterprise Funds.....	135

Internal Service Funds:

Combining Statement of Net Position – All Internal Service Funds.....	140
Combining Statement of Revenues, Expenses and Changes in Net Position – All Internal Service Funds.....	142
Combining Statement of Cash Flows– All Internal Service Funds.....	144

Agency Funds:

Combining Statement of Assets and Liabilities – Agency Funds.....	150
Combining Statement of Changes in Assets and Liabilities – Agency Funds.....	152

Component Unit:

Balance Sheet – Component Unit.....	157
Reconciliation of the Balance Sheet to the Statement of Net Position – Component Unit.....	158
Schedule of Revenues, Expenditures and Changes in Fund Balances – Budget and Actual – Component Unit – Bridges Library System Fund	159
Reconciliation of the Statement of Revenues, Expenditures and Changes In Fund Balances Statement of Activities – Component Unit.....	160

General Long Term Debt:

Schedule of Long Term Debt.....	164
Schedule of Debt Service Requirements.....	166

Capital Assets Used in the Operation of Governmental Funds:

Capital Assets Used in the Operation of Governmental Funds.....	171
Schedule by Function and Activity.....	172
Schedule of General Capital Assets by Function and Activity.....	173
Accumulated Depreciation of Capital Assets Used in the Operation of Governmental Funds – Schedule By Function and Activity.....	174

WAUKESHA COUNTY, WISCONSIN
COMPREHENSIVE ANNUAL FINANCIAL REPORT
TABLE OF CONTENTS
Year Ended December 31, 2018

STATISTICAL SECTION

Table 1 – Net Position by Component – Last Ten Fiscal Years.....	178
Table 2 – Changes in Net Position – Last Ten Fiscal Years.....	180
Table 3 – Fund Balances - Governmental Funds - Last Ten Fiscal Years	184
Table 4 – Changes in Fund Balances – Governmental Funds – Last Ten Fiscal Years.....	186
Table 5 – Equalized Value of Taxable Property – Last Ten Fiscal Years.....	189
Table 6 – Direct and Overlapping Property Tax Rates – Last Ten Fiscal Years.....	190
Table 7 – Principal Taxpayers – 2018 and Nine Years Prior.....	192
Table 8 – Property Taxes Levied and Collections – Last Ten Fiscal Years.....	193
Table 9 – Ratio of Outstanding Debt to Equalized Valuation and Debt Per Capita – Last Ten Fiscal Years.....	195
Table 10 – Legal Debt Margin Information - Last Ten Fiscal Years.....	196
Table 11 – Computation of Direct and Overlapping Debt.....	198
Table 12 – Demographic and Economic Statistics – Last Ten Fiscal Years.....	200
Table 13 – Ten Largest Employers – 2018 and Nine Years Prior.....	201
Table 14 – Full-Time Equivalent Budgeted County Positions by Functional Area – Last Ten Fiscal Years.....	202
Table 15 – Miscellaneous Operating Indicators – Last Ten Fiscal Years.....	204
Table 16 – Capital Asset Statistics by Functional Area – Last Ten Fiscal Years.....	206

Paul F. Farrow
County Executive



June 7, 2019

The Honorable Chairperson of the County Board and
Members of the County Board of Supervisors
County of Waukesha
Waukesha, Wisconsin

Ladies and Gentlemen:

We are pleased to submit the Comprehensive Annual Financial Report (CAFR) of the County of Waukesha, Wisconsin for the fiscal year ended December 31, 2018. Waukesha County management is responsible for all information presented in the Comprehensive Annual Financial Report and to the best of our knowledge and belief, the enclosed data is accurate in all material respects and is reported in a manner designed to present fairly the financial position and results of operations of the various funds of the County. All disclosures necessary to enable the reader to gain an understanding of the County's financial activities have been included.

This report consists of management's representations concerning the finances of the County. Consequently, management assumes full responsibility for the completeness and reliability of all the information presented in this report. To provide a reasonable basis for making these representations, management of the County has established a comprehensive internal control framework that is designed both to protect the County's assets from loss, theft, or misuse and to compile sufficient reliable information for the preparation of the County's financial statements in conformity with GAAP. Because the cost of internal controls should not outweigh their benefits, the County's comprehensive framework of internal controls has been designed to provide reasonable rather than absolute assurance that the financial statements will be free from material misstatement. As management, we assert that, to the best of our knowledge and belief, this financial report is complete and reliable in all material respects.

The CAFR represents the culmination of all budgeting and accounting activities engaged in by management during the year, covering all funds of the County and its financial transactions. It is organized into three sections: Introductory, financial, and statistical.

- The introductory section includes this transmittal letter, the County's organizational chart and a list of principal officials.
- The financial section includes the independent auditors' report, management's discussion and analysis (MD&A), the audited basic financial statements, disclosure notes, required supplementary information, and supporting statements and schedules necessary to fairly present the financial position and the results of operations of the County in conformity with generally accepted accounting principles. The MD&A is prepared by management to provide a narrative introduction, overview, and analysis to accompany the basic financial statements. This letter of transmittal is designed to complement the MD&A and should be read in conjunction with it.
- The statistical section includes selected financial and demographic information, typically presented on a multi-year basis.

County policy, in accordance with state and federal requirements, is to provide for an annual audit of the financial records of the government by a competent certified public accountant. In addition to meeting the requirements set forth above, the audit was also designed to meet the requirements of the Title 2 U.S. Code of Federal Regulations Part 200, Uniform Administrative Requirements, Cost Principles, and Audit Requirements for Federal Awards (Uniform Guidance) and the State Single Audit Guidelines issued by the Wisconsin Department of Administration. The independent auditors' report on the basic financial statements is included in the financial section of this report. The auditors' reports related specifically to the single audit are included in a separately issued single audit report.

515 W. Moreland Blvd., Room AC320
Waukesha, Wisconsin 53188
Phone: (262)548-7902 Fax (262) 896-8510
TDD: (262)548-7903
www.waukeshacounty.gov

PROFILE OF THE GOVERNMENT

Waukesha County was incorporated in 1846 under the General Laws of the State of Wisconsin. Since 1991, the County has operated under a County Executive form of government. The County Executive is responsible for the administrative functions of county government. A Board of Supervisors is the governing body of the County and is responsible for the legislative control of the County. The County provides a full range of services, which include justice and public safety; health and human services; environment, parks and education; public works; and general government services.

The County is required to undergo an annual single audit in conformity with the provisions of the Title 2 U.S. Code of Federal Regulations Part 200, Uniform Administrative Requirements, Cost Principles, and Audit Requirements for Federal Awards (Uniform Guidance) and the State Single Audit Guidelines issued by the Wisconsin Department of Administration. Information related to the single audit, including the schedule of expenditures of federal and state awards, findings and recommendations, the independent auditors' reports on internal controls and compliance with applicable laws and regulations, is available as a separate document.

FACTORS AFFECTING FINANCIAL CONDITION

Local Economy

Waukesha County is located in southeastern Wisconsin, directly west of Milwaukee County and 100 miles northwest of Chicago. The County has the third highest equalized property tax base and is the State's third most populous county. The County is second in the State for per capita income. The County covers an area of 576 square miles and consists of 8 cities, 19 villages and 11 towns. The City of Milwaukee (one of the eight cities) has one parcel, a manufacturing plant, in Waukesha County on property annexed to allow access to Milwaukee sewer and water. The County's 2018 population is 401,446.

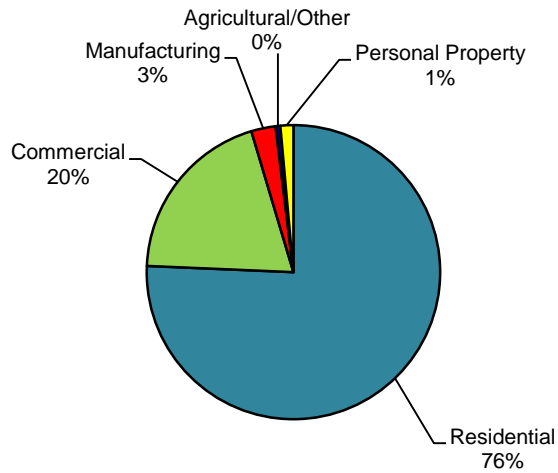
The County's history of sound financial management, a diverse and growing tax base, low unemployment, and a low debt burden suggest why Moody's Investors Service and Fitch, Inc. have enough confidence in the County to issue the highest rating of Aaa/AAA respectively on the County's long-term debt.

The County's equalized property value increased by 4.4% from the 2017 valuation. In 2018, the County experienced the fifth consecutive tax base valuation increase since 2008. Prior to 2009, the County had not experienced a tax base reduction in over 30 years. In 2017, the equalized property value covered and exceeded the level reached before the years of reduction. Annual changes are shown in the table below.

<u>Year</u>	<u>Equalized Value (including TID's)</u>	<u>% Change</u>
2018	\$56,536,637,800	4.4%
2017	\$54,158,131,600	4.3%
2016	\$51,937,555,000	3.5%
2015	\$50,187,624,500	2.4%
2014	\$48,995,016,900	3.8%
2013	\$47,217,366,700	-1.1%

The graph on the following page shows the change in the equalized value of property by classification over the past five years. Residential classifications had the largest increase in value from the 2017 valuation, with an increase of \$2.1 billion, or 5% which was mostly inflation. The second graph on page 4 shows the annual average unemployment rate for the County.

WAUKESHA COUNTY, WISCONSIN
 Equalized Value by Classification
 (Includes Tax Incremental District Value)
 2018



**Mix of Equalized Value by Class of Property
 (Millions of Dollars)**

<u>Real Estate</u>	<u>2018</u>	<u>2013</u>	<u>% Change</u>
Residential	42,779	35,263	21.3%
Commercial	11,140	9,203	21.0%
Manufacturing	1,514	1,367	10.8%
Agricultural/Other	295	278	6.1%
Total Real Estate	55,728	46,111	20.9%
Personal Property	809	1,106	-26.9%
Grand Total	56,537	47,217	19.7%

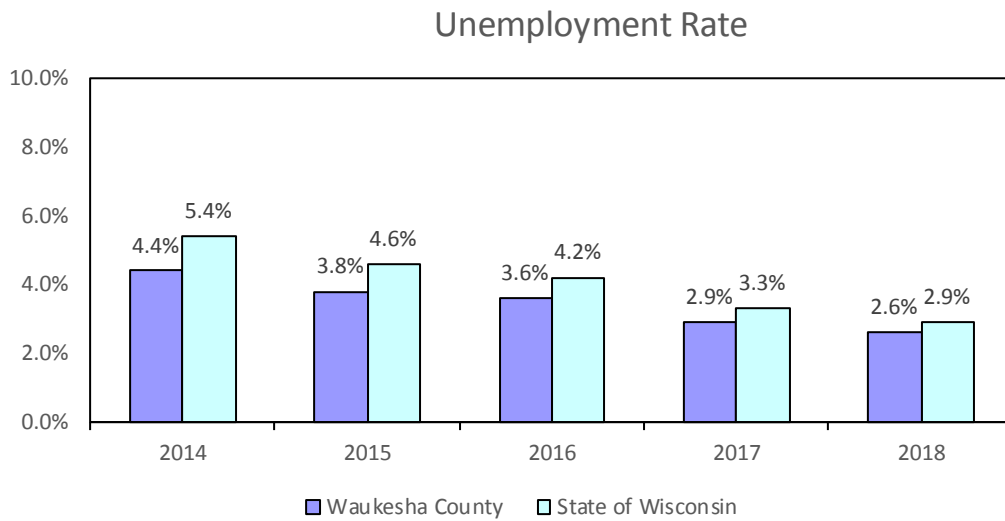
Source: Wisconsin Department of Revenue

Residential property accounts for approximately 75% of the County's total tax base, so the value of residential building permits has been a good indicator of future year tax base increases.

Waukesha County Residential Permits		
<u>Year</u>	<u>Value in Thousands</u>	<u>Number</u>
2018*	\$428,246	1,030
2017	351,821	855
2016	365,330	953
2015	301,244	813
2014	245,830	710

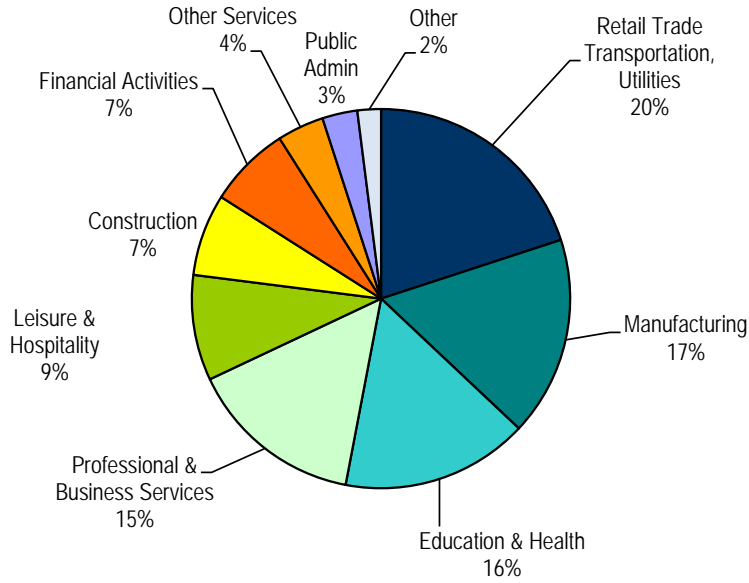
Source: U.S. Department. of Commerce
*Preliminary

As the chart below shows, the County unemployment rate has remained consistently lower than the State of Wisconsin.



Source: Wisconsin Department of Workforce Development – Bureau of Workforce Information

WAUKESHA COUNTY, WISCONSIN
2018 Employment Diversification



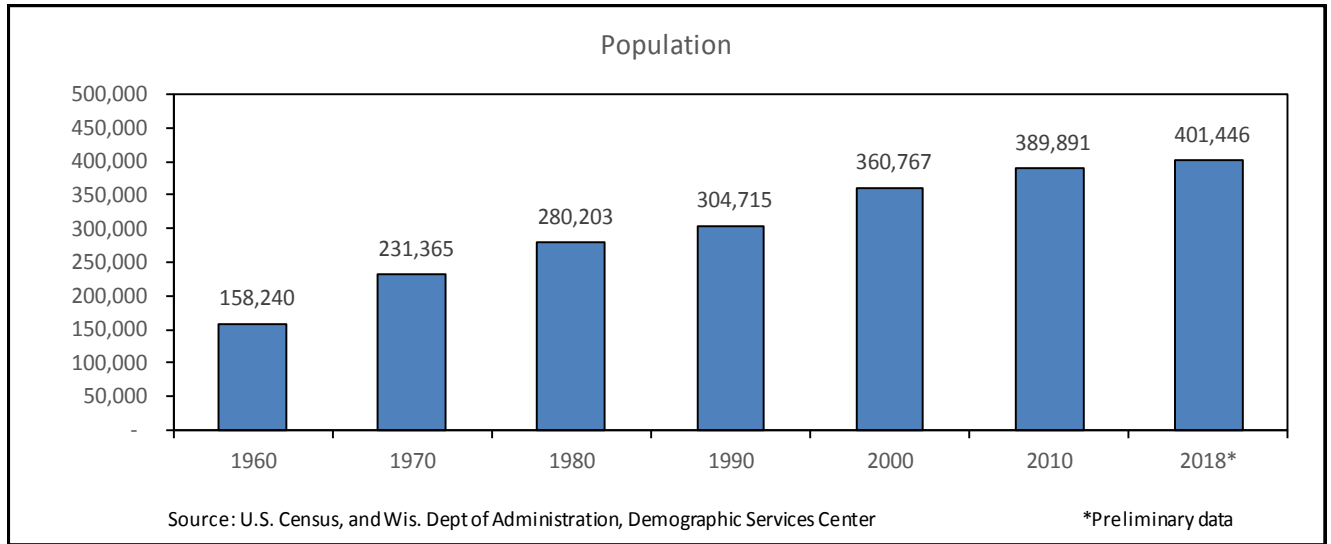
Number of Employees in Selected Categories

	2018 (1) (NAICS)	2017 (NAICS)
Retail Trade, Transportation, Utilities	49,049	49,046
Manufacturing	42,978	42,211
Education & Health	39,188	38,987
Professional & Business Services	37,031	36,839
Leisure & Hospitality	22,090	22,277
Construction	18,218	17,200
Financial Activities	16,464	16,835
Other Services	8,411	8,321
Public Administration	6,577	6,479
Other	5,327	5,288
TOTAL	245,333	243,483

(1) 2018 numbers are as of 3rd quarter, 4th quarter is not yet available

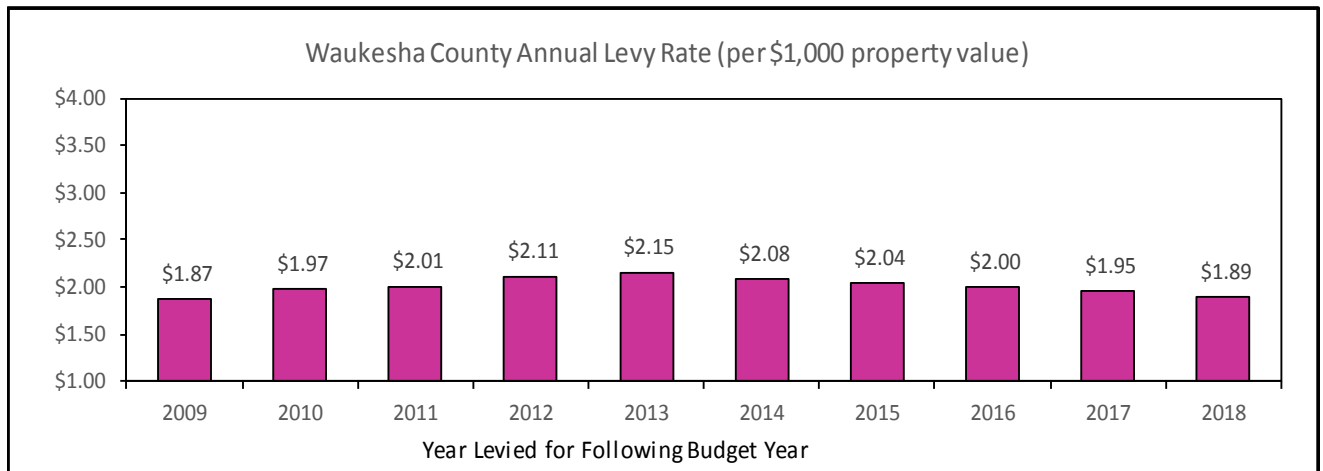
Source: The Wisconsin Department of Workforce Development, Bureau of Workforce Information

Population has continued to increase. The 2018 population is estimated at 401,446, an increase of 3% from the 2010 census.



Property Tax Levy Rate

The County's tax levy rate, which had decreased for 19 consecutive years--from tax year 1989 to tax year 2007—increased in the six-year period from 2008-2013 and decreased in 2014-2018 due to an increase in property values and a small tax levy change.



The County also has available an unlevied 0.5% local option sales tax, with an annual estimated value in excess of \$38 million.

Tax Levy Limits

Wisconsin law limits local tax levy increases to the County's increase in its total property tax levy by the percentage change in the County growth in equalized value based on the net new construction value between the previous year and the current year. The 2018 Waukesha County Budget meets the tax levy limit.

See note 3 for further information.

Long Term Financial Planning

To plan for the future, the County engages in a strategic planning process which focuses on long term planning and the desire to be a mission driven organization continuously improving its services and operations.

The County develops a five-year capital projects and debt financing plan. In addition, a five-year operating budget plan is developed which incorporates key assumptions, significant strategic budget initiatives and budget drivers.

The County has processes to identify and plan for recurring operational needs for the following: building and grounds maintenance; vehicle and equipment replacements; technology and transportation infrastructure, jail equipment replacement and highway pavement maintenance.

Major Initiatives

The 2019-2023 Capital Projects Plan is estimated to cost \$109.5 million for a total of 38 projects. This includes the remaining \$31.3 million for the first phase (2019-2021) of a two-phase construction on eight new courtrooms and \$25.7 million for the beginning of the second phase of construction (remodel of the current courthouse) (2021-2023). An additional \$4.6 million of the plan is dedicated to existing park roadways maintenance and \$1 million for a new underpass for Lake Country Trail. The new trail is being mostly funded in federal, state and municipal revenues, covering 90% of the project costs. Another \$40.4 million or 37% of planned 2019-2023 capital spending is dedicated to highway improvements. This will be combined with \$39 million of Federal funds. Federal funding for those types of projects is not included in the County Budget since it is managed and accounted for by the State Department of Transportation with the County paying its share directly to the state.

Financial Information

Management of the County is responsible for establishing and maintaining a system of internal controls designed to ensure that the assets of the County are protected from loss, theft, or misuse and to ensure that adequate accounting data is compiled to allow for the preparation of financial statements in conformity with generally accepted accounting principles. The system of internal controls is designed to provide reasonable but not absolute assurance that these objectives are met. The concept of reasonable assurance recognizes that: (1) the cost of the control should not exceed the benefits likely to be derived; and (2) the valuation of costs and benefits requires estimates and judgments by management.

Budgeting Controls

The County maintains budgetary controls, with the objective of ensuring compliance with legal provisions as embodied in the annual appropriations budget, which is adopted by the County's Board of Supervisors and approved by the County Executive. Activities of the General, Special Revenue, Debt Service, Capital Projects, Enterprise and Internal Service funds are included in the annual appropriation budget. Budgetary control is maintained by a formal appropriation and encumbrance system. Expenditures cannot legally exceed appropriations at the agency level, pursuant to s65.90, Wisconsin State Statutes. Proprietary fund budget controls are maintained at the agency/fund level. However, the County has chosen a more restrictive control within agency budgets in the governmental (general and special revenue) funds. The annual budget approved by the County Board is by agency appropriation unit in each fund. An appropriation unit is a group of account classes (e.g. personnel, operating, interdepartmental) within an agency. Purchase orders and/or payment vouchers which would exceed the appropriation unit are not released until additional appropriations are available. As demonstrated by the statements included in the financial section of this report, the County continues to meet its responsibility for sound financial management.

AWARDS AND ACKNOWLEDGEMENTS

Awards

The Government Finance Officers Association of the United States and Canada (GFOA) awarded a Certificate of Achievement for Excellence in Financial Reporting to the County for its comprehensive annual financial reports for the fiscal year ended December 31, 2017. This was the thirty-first consecutive year that the County has achieved this prestigious award. In order to be awarded a Certificate of Achievement, a government must publish an easily readable and efficiently organized comprehensive annual financial report. This report must satisfy both generally accepted accounting principles and applicable legal requirements.

A Certificate of Achievement is valid for a period of one year only. We believe that our current comprehensive annual financial report continues to meet the Certificate of Achievement Program's requirements and we are submitting it to the GFOA to determine its eligibility for another certificate.

In addition, the County also received the GFOA's Award for Distinguished Budget Presentation for thirty-two of the past thirty-three fiscal years beginning 1987 through 2019 (the 1996 Budget was not submitted). In order to qualify for the Distinguished Budget Presentation Award, the County's budget document was judged to be proficient in several categories including policy documentation, financial planning, organization and communication.

Acknowledgements


The preparation of this report on a timely basis could not be accomplished without the efficient and dedicated services of the Department of Administration's Accounting, Business, Budget, and Administrative Division's staff. We would like to express our appreciation to all members of our staff, including Accounting Services Manager, Danielle Igielski; Principal Financial Projects Analyst, Robert Ries; Senior Financial Analyst, Kayla Kaboskey; Budget Management Specialist, William Duckwitz; and Senior Fiscal Specialist, Holly Zick, who assisted and contributed to the preparation of this report.

Appreciation is also expressed for the excellent assistance received from our independent auditors, Baker Tilly Virchow Krause LLP. We would also like to thank the County Board and Finance Committee Chairpersons, the County Board of Supervisors, and the Finance Committee for their interest and support in planning and conducting financial operations of the County in a responsible and forward thinking manner.

Respectfully submitted.



Paul F. Farrow
County Executive



Norman A. Cummings
Director of Administration



Government Finance Officers Association

Certificate of
Achievement
for Excellence
in Financial
Reporting

Presented to

Waukesha County
Wisconsin

For its Comprehensive Annual
Financial Report
for the Fiscal Year Ended

December 31, 2017

Christopher P. Morrill

Executive Director/CEO

THIS PAGE LEFT BLANK

WAUKESHA COUNTY
 Department Heads
 as of December 31, 2018

Administration	Norman A. Cummings
* Chief Judge	Jennifer R. Dorow
* Clerk of Courts	Gina M. Colletti
Corporation Counsel	Erik G. Weidig
* County Board Chairperson	Paul L. Decker
* County Clerk	Margaret T. Wartman
* County Executive	Paul Farrow
* District Attorney	Susan L. Opper
Emergency Preparedness	Gary Bell
Federated Library	Connie Meyer
Health & Human Services	Antwayne Robertson
Medical Examiner	Lynda M. Biedrzycki
Parks & Land Use	Dale R. Shaver
Public Works	Allison M. Bussler
* Register of Deeds	James R. Behrend
* Sheriff	Eric J. Severson
* Treasurer	Pamela F. Reeves
University of Wisconsin-Extension	Jerry Braatz
* Elected Position	

**OFFICIALS OF WAUKESHA COUNTY
COUNTY BOARD OF SUPERVISORS
BOARD YEAR #173 (2018)
(Term Expires April, 2020)**

Chairperson Paul L. Decker
First Vice Chairperson James A. Heinrich
Second Vice Chairperson David W. Swan

EXECUTIVE COMMITTEE

Paul L. Decker, Chairperson
James A. Heinrich, Vice Chair
Christine M. Howard
Larry Nelson
David W. Swan
Peter M. Wolff
David D. Zimmermann

FINANCE COMMITTEE

James A. Heinrich, Chairperson
Timothy Dondlinger
Tyler Foti
Thomas Michalski
Richard Morris
Duane E. Paulson, Vice Chair
Ted Wysocki

HEALTH AND HUMAN SERVICES COMMITTEE

Christine M. Howard, Chairperson
Jim Batzko
Kathleen Cummings, Vice Chair
Joel Gaughan
Darlene M. Johnson
Duane E. Paulson
Jeremy Walz

HUMAN RESOURCES COMMITTEE

Larry Nelson, Chairperson
Michael A. Crowley
Joel Gaughan
Thomas Michalski
William Mitchell
Jeremy Walz, Vice Chair
Ted Wysocki

JUDICIARY AND LAW ENFORCEMENT COMMITTEE

Peter M. Wolff, Chairperson
Jim Batzko
Michael A. Crowley
Timothy Dondlinger

Tyler Foti
Jennifer Grant
Chuck Wood, Vice Chair

LAND USE, PARKS, AND ENVIRONMENT COMMITTEE

David D. Zimmermann, Chairperson
Kathleen M. Cummings
Keith Hammitt, Vice Chair
William Mitchell

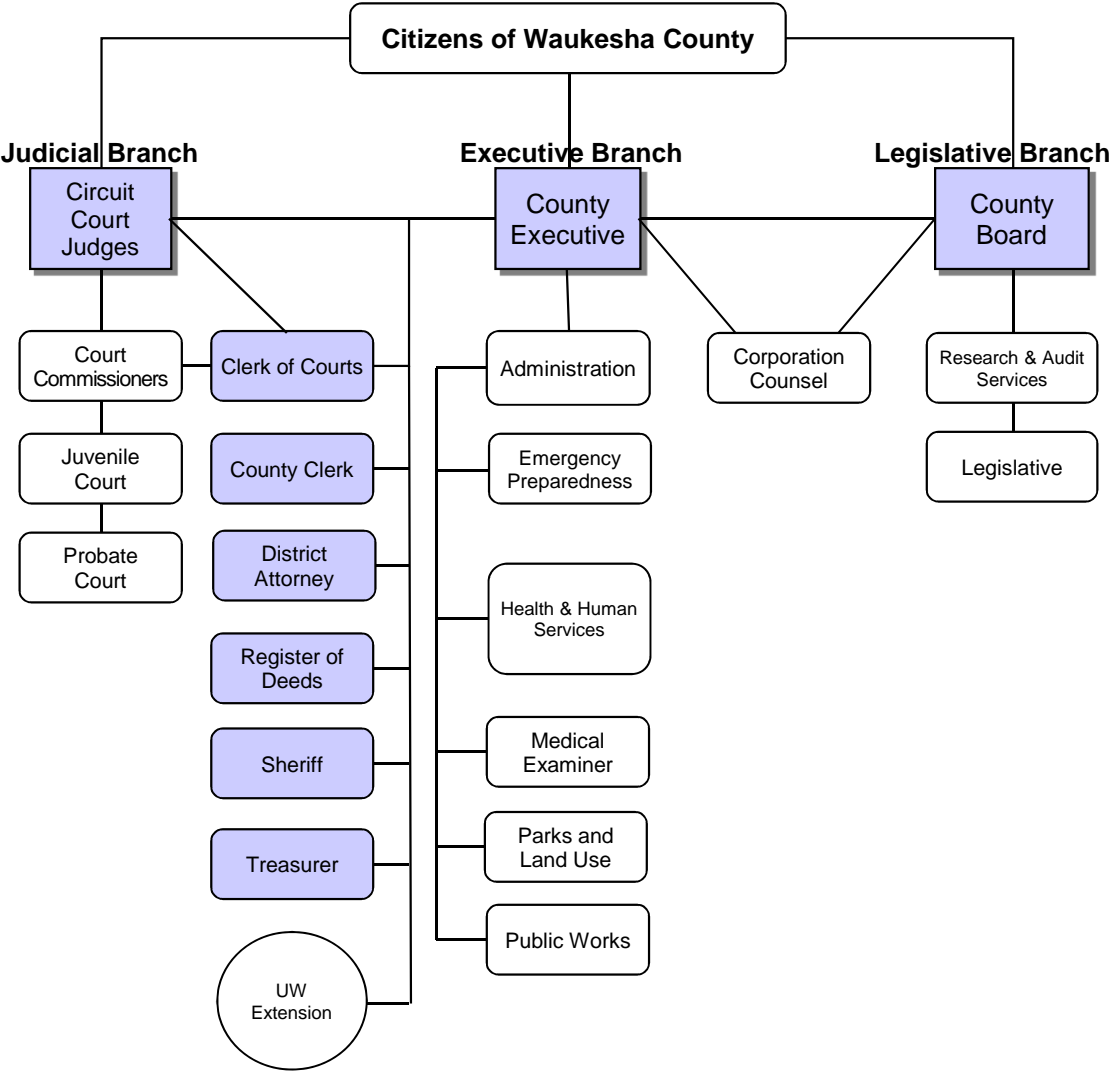
Thomas J. Schellinger
Steve Whittow
Chuck Wood

PUBLIC WORKS COMMITTEE

David W. Swan, Chairperson
Jennifer Grant
Keith Hammitt, Vice Chair
Darlene Johnson

Richard Morris
Thomas J. Schellinger
Steve Whittow

Waukesha County Organizational Chart



Legend

	Elected Officials
	County and State Shared Governance

INDEPENDENT AUDITORS' REPORT

To the Honorable Board of County Supervisors
Waukesha County
Waukesha, Wisconsin

Report on the Financial Statements

We have audited the accompanying financial statements of the governmental activities, the business-type activities, the discretely presented component unit, each major fund, and the aggregate remaining fund information of Waukesha County, Wisconsin, as of and for the year ended December 31, 2018, and the related notes to the financial statements, which collectively comprise Waukesha County's basic financial statements as listed in the table of contents.

Management's Responsibility for the Financial Statements

Management is responsible for the preparation and fair presentation of these financial statements in accordance with accounting principles generally accepted in the United States of America; this includes the design, implementation, and maintenance of internal control relevant to the preparation and fair presentation of financial statements that are free from material misstatement, whether due to fraud or error.

Auditors' Responsibility

Our responsibility is to express opinions on these financial statements based on our audit. We conducted our audit in accordance with auditing standards generally accepted in the United States of America and the standards applicable to financial audits contained in *Government Auditing Standards*, issued by the Comptroller General of the United States. Those standards require that we plan and perform the audit to obtain reasonable assurance about whether the financial statements are free from material misstatement.

An audit involves performing procedures to obtain audit evidence about the amounts and disclosures in the financial statements. The procedures selected depend on the auditors' judgment, including the assessment of the risks of material misstatement of the financial statements, whether due to fraud or error. In making those risk assessments, the auditor considers internal control over financial reporting relevant to Waukesha County's preparation and fair presentation of the financial statements in order to design audit procedures that are appropriate in the circumstances but not for the purpose of expressing an opinion on the effectiveness of Waukesha County's internal control. Accordingly, we express no such opinion. An audit also includes evaluating the appropriateness of accounting policies used and the reasonableness of significant accounting estimates made by management, as well as evaluating the overall presentation of the financial statements.

We believe that the audit evidence we have obtained is sufficient and appropriate to provide a basis for our audit opinions.

Opinions

In our opinion, the financial statements referred to above present fairly, in all material respects, the respective financial position of the governmental activities, the business-type activities, the discretely presented component unit, each major fund, and the aggregate remaining fund information of Waukesha County, Wisconsin, as of December 31, 2018 and the respective changes in financial position and, where applicable, cash flows thereof for the year then ended in accordance with accounting principles generally accepted in the United States of America.

Emphasis of Matter

As discussed in Note 21 to the financial statements, net position and fund balance as of December 31, 2017, have been restated to report the Bridges Library System as a discretely presented component unit effective January 1, 2018. Our opinions are not modified with respect to this matter.

Other Matters

Required Supplementary Information

Accounting principles generally accepted in the United States of America require that the required supplementary information as listed in the table of contents be presented to supplement the basic financial statements. Such information, although not a part of the basic financial statements, is required by the Governmental Accounting Standards Board who considers it to be an essential part of financial reporting for placing the basic financial statements in an appropriate operational, economic, or historical context. We have applied certain limited procedures to the required supplementary information in accordance with auditing standards generally accepted in the United States of America, which consisted of inquiries of management about the methods of preparing the information and comparing the information for consistency with management's responses to our inquiries, the basic financial statements, and other knowledge we obtained during our audit of the basic financial statements. We do not express an opinion or provide any assurance on the information because the limited procedures do not provide us with sufficient evidence to express an opinion or provide any assurance.

Supplementary Information

Our audit was conducted for the purpose of forming opinions on the financial statements that collectively comprise Waukesha County's basic financial statements. The accompanying supplementary information as listed in the table of contents is presented for purposes of additional analysis and is not a required part of the basic financial statements. Such information is the responsibility of management and was derived from and relates directly to the underlying accounting and other records used to prepare the basic financial statements. The information has been subjected to the auditing procedures applied in the audit of the basic financial statements and certain additional procedures, including comparing and reconciling such information directly to the underlying accounting and other records used to prepare the basic financial statements or to the basic financial statements themselves, and other additional procedures in accordance with auditing standards generally accepted in the United States of America. In our opinion, the accompanying supplementary information is fairly stated in all material respects, in relation to the basic financial statements as a whole.

Other Information

Our audit was conducted for the purpose of forming opinions on the financial statements that collectively comprise Waukesha County's basic financial statements. The "Introductory Section" and "Statistical Section" as listed in the table of contents are presented for purposes of additional analysis and are not a required part of the basic financial statements. Such information has not been subjected to the auditing procedures applied in the audit of the basic financial statements, and accordingly, we do not express an opinion or provide any assurance on it.

Other Reporting Required by *Government Auditing Standards*

In accordance with *Government Auditing Standards*, we will issue a report on our consideration of Waukesha County's internal control over financial reporting and on our tests of its compliance with certain provisions of laws, regulations, contracts, and grant agreements and other matters. The purpose of that report is to describe the scope of our testing of internal control over financial reporting and compliance and the results of that testing, and not to provide an opinion on internal control over financial reporting or on compliance. That report is an integral part of an audit performed in accordance with *Government Auditing Standards* in considering Waukesha County's internal control over financial reporting and compliance.

Baker Tilly Virchow Krause, LLP

Madison, Wisconsin
June 7, 2019

THIS PAGE LEFT BLANK

MANAGEMENT'S DISCUSSION AND ANALYSIS (UNAUDITED)

THIS PAGE LEFT BLANK

WAUKESHA COUNTY, WISCONSIN
MANAGEMENT'S DISCUSSION AND ANALYSIS (unaudited)
December 31, 2018

This section of Waukesha County's comprehensive annual financial report presents a discussion and analysis of the County's financial performance during the fiscal year ended December 31, 2018. Please read it in conjunction with the transmittal letter at the front of this report and the County's basic financial statements following this section.

FINANCIAL HIGHLIGHTS

- The assets and deferred outflows of the County exceeded the liabilities and deferred inflows of resources at the close of 2018 by \$486 million (*net position*). Of this amount, \$102.1 million is classified as *unrestricted net position*, \$32.5 million is restricted for specific purposes (*restricted net position*), and \$351.4 million is net investment in capital assets.
- The County's total net position decreased by \$10.4 million. Restricted net position increased by \$16.7 million, unrestricted net position decreased by \$23.1 million, and net investments in capital assets decreased by \$3.8 million.
- On December 31, 2018, the County's governmental funds reported combined fund balances of \$100.6 million, an increase of \$6.2 million. Approximately \$42.4 million, or 42.1% of the combined fund balance, is unassigned and available for use within the County's designations and policies.

OVERVIEW OF THE FINANCIAL STATEMENTS

This discussion and analysis is intended to serve as an introduction to the County's basic financial statements. The County's basic financial statements comprise three components: 1) government-wide financial statements, 2) fund financial statements, and 3) notes to the financial statements. This report also contains other supplementary information in addition to the basic financial statements themselves.

Government-wide financial statements are designed to provide readers with a broad overview of the County's financial statements, in a manner similar to a private-sector business.

The *statement of net position* presents information of all County assets, deferred inflows, liabilities and deferred inflows of resources with the difference between the four reported as *net position*. Over time, increases or decreases in net position may serve as a useful indicator of whether the financial position of the County is improving or deteriorating.

The *statement of activities* presents information showing how net position changed during the most recent fiscal year. All changes in net position are reported as soon as the underlying event giving rise to the change occurs, *regardless of the timing of related cash flows*. Thus, revenues and expenses are reported in this statement for some items that will result in cash flows in future fiscal periods (e.g. uncollected taxes and earned but unused vacation leave).

Both of these government-wide financial statements distinguish functions of the County that are principally supported by taxes and intergovernmental revenues (*governmental activities*) from other functions that are intended to recover all or a significant portion of their costs through user fees and charges (*business-type activities*). The governmental activities of the County include justice and public safety; health and human services; environment, parks, and education; public works, and general government. The business type activities of the County include radio services, golf courses, ice arenas, materials recovery facility, and airport.

WAUKESHA COUNTY, WISCONSIN
MANAGEMENT'S DISCUSSION AND ANALYSIS (unaudited)
December 31, 2018

The government-wide financial statements include not only Waukesha County itself (known as the *primary government*) but also a legally separate Bridges Library System for which Waukesha County is accountable. Financial information for this component unit is reported separately from the financial information presented for the primary government itself.

The government-wide financial statements can be found on pages 35-36 of this report.

Fund financial statements are groupings of related accounts that are used to maintain control over resources that have been segregated for specific activities or objectives. The County, like other state and local governments, uses fund accounting to ensure and demonstrate finance-related legal compliance. All of the funds of the County can be divided into three categories: governmental funds, proprietary funds, and fiduciary funds.

Governmental funds are used to account for essentially the same functions reported as governmental activities in the government-wide financial statements. However, unlike the government-wide financial statements, governmental funds financial statements focus on *near-term inflows and outflows of spendable resources*, as well as *on balances of spendable resources* available at the end of the fiscal year. Such information may be useful in evaluating a county's near-term financial requirements.

Because the focus of governmental funds is narrower than that of the government-wide financial statements, it is useful to compare the information presented for *governmental funds* with similar information presented for *governmental activities* in the government-wide financial statements. By so doing, readers may better understand the long-term impact of the government's near-term financing decisions. Both the governmental funds balance sheet and the governmental funds statement of revenues, expenditures and changes in fund balances provide a reconciliation to facilitate this comparison between *governmental funds* and *governmental activities*.

The County maintains 10 individual governmental funds. Information is presented separately in the governmental funds balance sheet and in the governmental funds statement of revenues, expenditures and changes in fund balances for the General, Debt Service and Capital Projects fund, which are considered to be major funds. Data from the other 7 governmental funds are combined into a single, aggregated presentation. Individual fund data for each of these non-major governmental funds is provided in the form of *combining statements* elsewhere in this report.

The basic *governmental fund* financial statements can be found on pages 39-42 of this report.

Proprietary funds are maintained two ways. *Enterprise funds* are used to report the same functions presented as *business-type activities* in the government-wide financial statements. The County uses enterprise funds to account for the airport, radio services, golf courses, ice arenas, and materials recovery facility. *Internal service funds* are an accounting device used to accumulate and allocate costs internally among the County's various functions. The County uses internal service funds to account for risk management/self-insurance, health and dental self-insurance, vehicle replacement, central fleet maintenance, collections, and end user technology. Because these services predominantly benefit governmental rather than business-type functions, they have been included within *governmental activities* in the government-wide financial statements.

Proprietary fund financial statements provide the same type of information as the government-wide financial statements, only in more detail. The Airport, Radio Services fund and Materials Recovery Facility fund are considered to be major funds of the County. The County's seven internal service funds are combined into a single aggregated presentation in the proprietary funds financial statements. Individual fund data for the internal service funds is provided in the form of *combining statements* elsewhere in this report.

The *proprietary funds* financial statements can be found on pages 46-51 of this report.

WAUKESHA COUNTY, WISCONSIN
MANAGEMENT'S DISCUSSION AND ANALYSIS (unaudited)
December 31, 2018

Fiduciary Funds are used to account for assets held by the County in a trustee capacity or as an agent for individuals, private organizations, and/or other governmental units. Agency funds are custodial in nature (assets equal liabilities) and do not involve measurement of results of operations. The County maintains 12 Agency funds. Data from the Agency funds are combined into a single aggregate presentation.

The basic *agency fund* financial statement can be found on page 55 of this report.

Notes to the Basic Financial Statements provide additional information that is essential to a full understanding of the data provided in the government-wide and fund financial statements. The notes can be found on pages 57-99 of this report.

Required Supplementary Information is presented for the budgetary schedules of the General fund and pension and contribution schedules.

WAUKESHA COUNTY, WISCONSIN
MANAGEMENT'S DISCUSSION AND ANALYSIS (unaudited)
December 31, 2018

GOVERNMENT-WIDE FINANCIAL ANALYSIS

As noted earlier, net position may serve over time as a useful indicator of a government's financial position. For the County, assets and deferred outflows exceed liabilities and deferred inflows of resources by \$486 million at the close of the most recent fiscal year.

**Waukesha County
Net Position
(in \$000's)**

	Governmental activities		Business-type activities		Total	
	2018	2017*	2018	2017	2018	2017*
Current and other assets	\$269,200	\$247,120	\$13,547	\$14,020	\$282,747	\$261,140
Capital assets	381,928	389,154	39,546	41,102	421,474	430,256
Total assets	651,128	636,274	53,093	55,122	704,221	691,396
Pension related amounts	32,502	37,797	684	851	33,186	38,648
Total deferred outflows of resources	32,502	37,797	684	851	33,186	38,648
Current and other liabilities	18,352	20,854	847	587	19,199	21,441
Long-term liabilities	88,721	92,961	-	102	88,721	93,063
Total liabilities	107,073	113,815	847	689	107,920	114,504
Property taxes levied for future periods	107,824	103,330	63	93	107,887	103,423
Pension related amounts	34,934	15,433	702	353	35,636	15,786
Total deferred inflows of resources	142,758	118,763	765	446	143,523	119,209
Net Position:						
Net investment in capital assets	311,809	314,136	39,546	41,102	351,355	355,238
Restricted net position	32,134	15,836	368	-	32,502	15,836
Unrestricted net position	89,857	111,521	12,251	13,736	102,108	125,257
Total net position	\$433,800	\$441,493	\$52,165	\$54,838	\$485,965	\$496,331

* Bridges Library System was recognized as a component unit of the County in 2018 and is excluded from figures. Amounts for 2017 have been restated.

The largest portion of the County's net position (72.3%) reflects its net investment in capital assets (e.g. land and easements, structures and improvements, infrastructure, and equipment, net of accumulated depreciation/amortization, less any related debt used to acquire those assets that is still outstanding). The County uses these capital assets to provide services to citizens; consequently, these assets are *not* available for future spending. Although the County's net investment in its capital assets is reported net of related debt, it should be noted that the resources needed to repay this debt must be provided from other sources, since the capital assets themselves cannot be used to liquidate these liabilities.

Unrestricted net position comprises 21.0% of the County's net position. These resources may be used to meet the County's ongoing obligations.

The remaining balance of the County's net position, 6.7%, represents resources that are subject to external restrictions (grant or trust terms, laws or regulations of other governments, etc.) on how they may be used.

At the end of the current fiscal year, the County reported positive balances in all three categories of net position, both for the County as a whole, as well as for its separate governmental and business-type activities. The same situation held true for the prior fiscal year.

WAUKESHA COUNTY, WISCONSIN
MANAGEMENT'S DISCUSSION AND ANALYSIS (unaudited)
December 31, 2018

As shown on the following table, the County's net position decreased by \$10.4 million during the current year. This results from total 2018 revenues of \$232.2 million and expenses of \$242.6 million. Overall revenues increased by \$7.2 million from the prior year, while expenses increased by \$13 million.

Waukesha County
Changes in Net Position
(in \$000's)

	Governmental Activities		Business-type Activities		Total	
	2018	2017*	2018	2017	2018	2017*
Revenues:						
Program revenues:						
Charges for services	\$ 46,053	\$ 45,600	\$ 7,251	\$ 7,897	\$ 53,304	\$ 53,497
Operating grants and contributions	51,770	49,548	1,121	1,185	52,891	50,733
Capital grants and contributions	2,362	36	-	-	2,362	36
General revenues:						
Property taxes	108,461	107,176	93	123	108,554	107,299
Intergovernmental revenues	1,799	1,783	-	-	1,799	1,783
Investment earnings	2,633	2,321	15	14	2,648	2,335
Miscellaneous	10,053	8,566	69	105	10,122	8,671
Gain on disposal/sale of capital assets	531	655	-	-	531	655
Total revenues	<u>223,662</u>	<u>215,685</u>	<u>8,549</u>	<u>9,324</u>	<u>232,211</u>	<u>225,009</u>
Expenses:						
Justice and public safety	64,383	64,390	-	-	64,383	64,390
Health and human services	78,812	77,325	-	-	78,812	77,325
Environment, parks and education	26,983	22,316	-	-	26,983	22,316
Public works	37,671	33,753	-	-	37,671	33,753
General government	21,849	18,841	-	-	21,849	18,841
Interest expense	1,381	1,483	-	-	1,381	1,483
Radio services	-	-	402	345	402	345
Golf courses	-	-	3,158	3,159	3,158	3,159
Ice arenas	-	-	1,294	1,370	1,294	1,370
Materials recovery facility	-	-	4,438	4,393	4,438	4,393
Airport	-	-	2,207	2,235	2,207	2,235
Total Expenses	<u>231,079</u>	<u>218,108</u>	<u>11,499</u>	<u>11,502</u>	<u>242,578</u>	<u>229,610</u>
Increase (decrease) before transfers	(7,417)	(2,423)	(2,950)	(2,178)	(10,367)	(4,601)
Transfers	(277)	(465)	277	465	-	-
Increase (decrease) in net position	<u>(7,694)</u>	<u>(2,888)</u>	<u>(2,673)</u>	<u>(1,713)</u>	<u>(10,367)</u>	<u>(4,601)</u>
Net position beginning of year	441,494	444,382	54,838	56,551	496,332	500,933
Net position end of year	<u>\$ 433,800</u>	<u>\$ 441,494</u>	<u>\$ 52,165</u>	<u>\$ 54,838</u>	<u>\$ 485,965</u>	<u>\$ 496,332</u>

* Bridges Library System was recognized as a component unit of the County in 2018 and is excluded from figures. Amounts for 2017 have been restated.

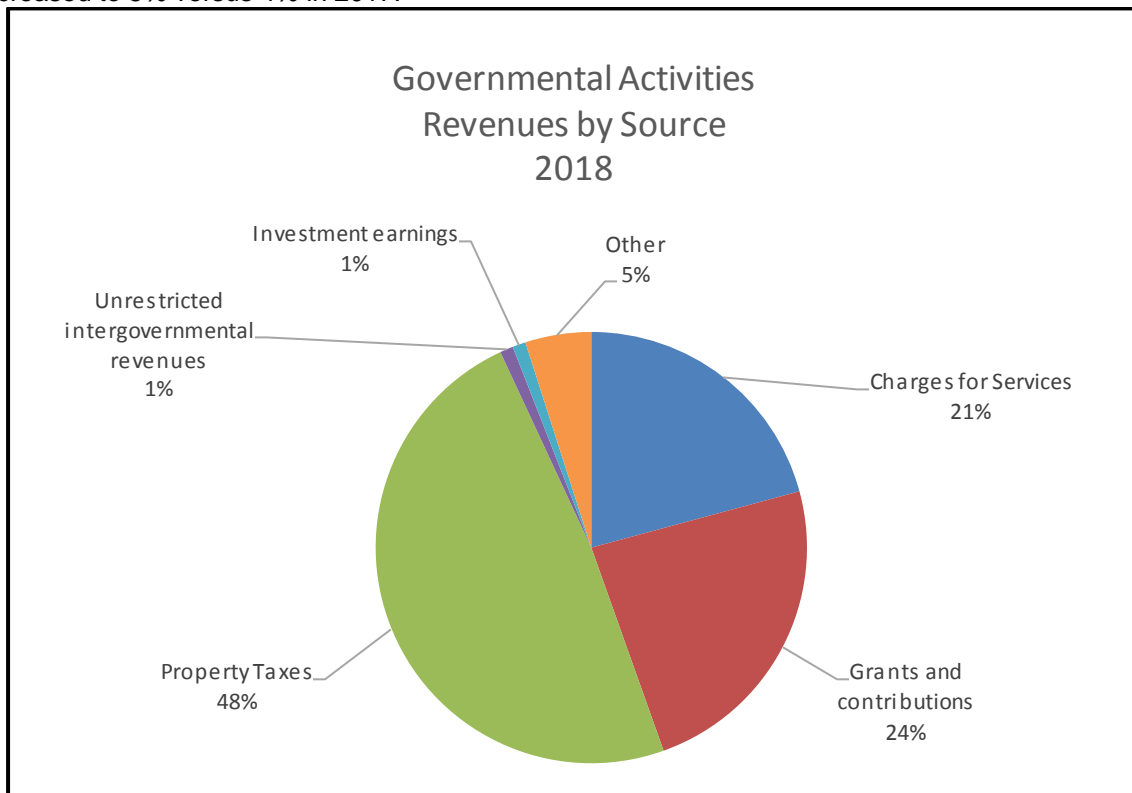
WAUKESHA COUNTY, WISCONSIN
MANAGEMENT'S DISCUSSION AND ANALYSIS (unaudited)
December 31, 2018

Governmental Activities

Governmental activities decreased the County's net position by \$7.7 million, compared to \$2.9 million decrease in 2017. This included an increase in revenues of \$8 million, or 3.7%. Highlights include the following:

- Capital grants and contributions increased by \$2.3 million to \$2.4 million, which varies between years based on completion of highway capital projects.
- Operating grants and contributions increased by \$2.2 million to \$51.8 million mainly due to an increase in Human Services by \$1.6 million. This is predominately related to an increase of \$0.9 million for Children with Long-Term Support (CLTS) services and \$0.3 million for Substance Abuse and Mental Health treatment services. Additionally, Public Works increased by \$0.6 million for completion of highway capital projects.
- Miscellaneous revenue increased by \$1.5 million to \$10.1 million. The increased revenue is mainly due to increases of \$0.6 million related to closed Tax Increment Districts, \$1.5 million increase in health reinsurance recoveries, and \$0.8 million for Community Development Board Grant (CDBG) related income.
- Property taxes increased by \$1.3 million to \$108.5 million due to increases allocated to Human Services by \$0.5 million, Public Safety by \$0.5 million, and Debt Service by \$0.3 million.

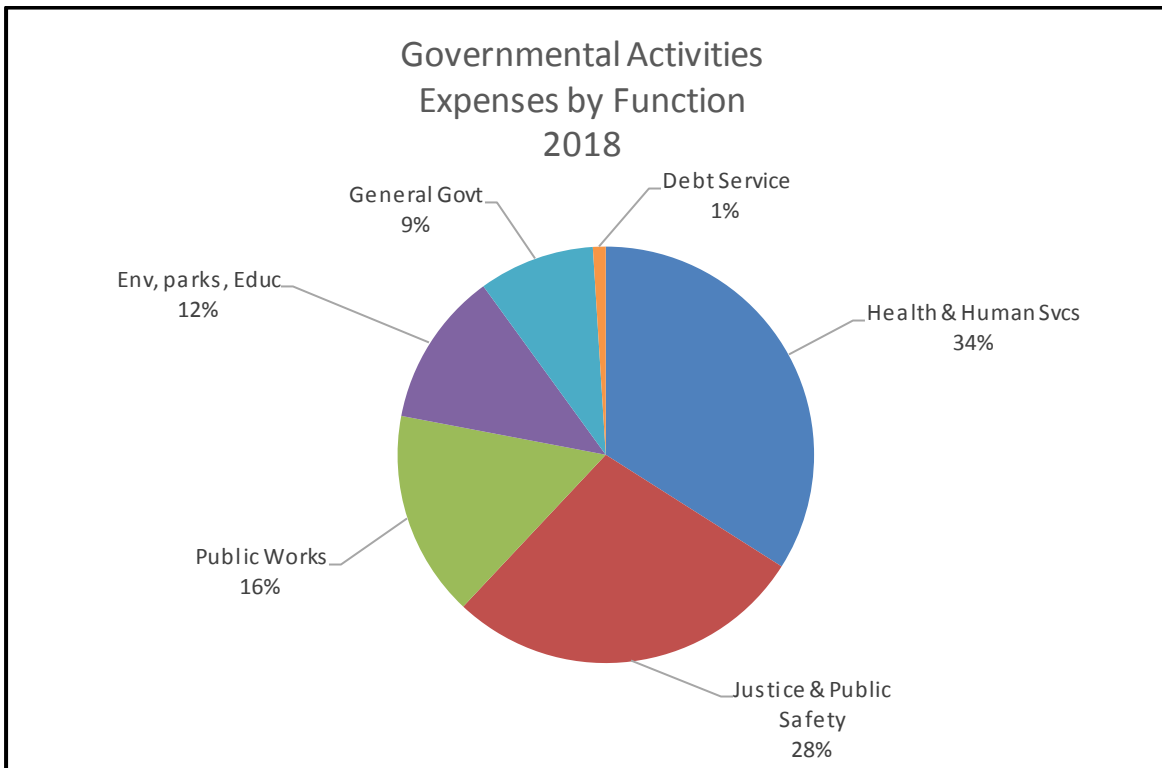
The percentage of revenues by source is shown below. The primary changes from 2017 include Property Taxes decreased to 48% versus 50% in 2017, Grants and contributions increased to 24% versus 23% in 2017, and Other increased to 5% versus 4% in 2017.



WAUKESHA COUNTY, WISCONSIN
MANAGEMENT'S DISCUSSION AND ANALYSIS (unaudited)
December 31, 2018

Expenses for governmental activities increased by \$13 million from 2017. Increases in costs are spread across multiple program areas.

The percentage of expenses by function is shown below.



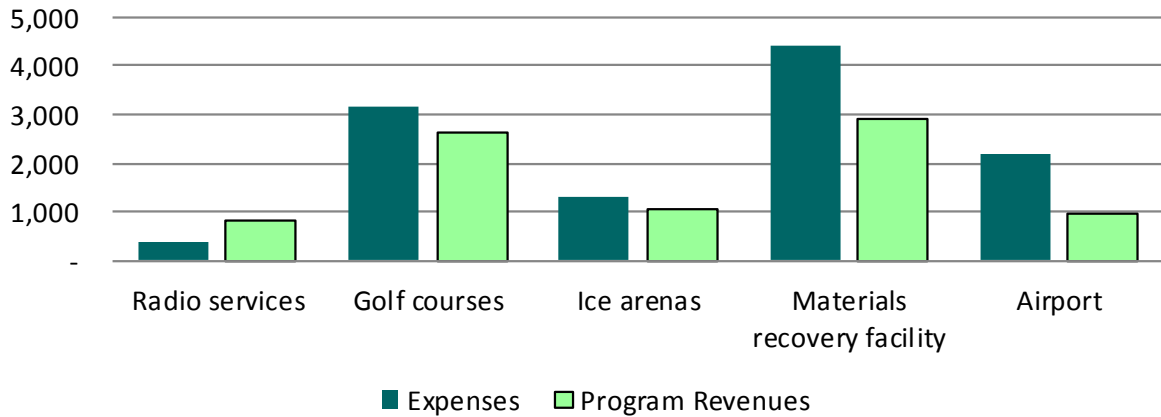
Business-type Activities

Business-type activities decreased the County's net position by approximately \$2.7 million. Program expenses exceeded program revenues by \$3 million and key results include the following:

- The Materials Recovery Facility (MRF) Fund had a decrease in net position of \$1.5 million. This is mostly due to planned use of fund balance to cover the additional costs that communities pay to haul recyclables directly to the Join MRF in Milwaukee, Recycling Container purchases, and Recycling incentives and dividends. Material sales revenue decreased \$0.6 million from the prior year reflecting a significant decrease in commercial recycling markets with average revenue per ton sold decreasing.
- The airport had a decrease in net position of approximately \$1.2 million, mainly related to depreciation expenses, which the operation is not expected to recoup on assets funded by State or Federal dollars. The County will not replace airport facilities funded substantially with state and federal dollars unless similar funds are available for such expenses.

WAUKESHA COUNTY, WISCONSIN
 MANAGEMENT'S DISCUSSION AND ANALYSIS (unaudited)
 December 31, 2018

Business-type Activities
Expenses and Program Revenues
2018
 (in thousands of dollars)



FINANCIAL ANALYSIS OF THE COUNTY'S FUNDS

As noted earlier, the County uses fund accounting to ensure and demonstrate compliance with finance-related legal requirements.

Governmental Funds. The focus of the County's *governmental funds* is to provide information on near-term inflows, outflows, and balances of *spendable* resources. Such information is useful in assessing the County's financing requirements. In particular, unassigned fund balance may serve as a useful measure of a government's net resources available for spending at the end of the fiscal year.

At the end of the current fiscal year, Waukesha County's governmental funds reported combined fund balances of \$100.6 million, an increase of \$6.1 million from prior year. Approximately \$58.2 million or 57.9% of the combined fund balance is non-spendable, restricted, committed, or assigned for specific purposes, so it is not available for new spending. This includes the following.

- Non-spendable fund balance of \$7.5 million, including \$2.9 million for long-term receivables/advances; \$0.8 million for prepaid items and inventories; and \$3.8 million for delinquent property taxes.
- Restricted fund balance of \$15.2 million, including \$5.8 million restricted for capital projects, \$5.1 million restricted for park purposes, \$1.3 million restricted for Human Services purposes, \$1.2 million restricted for debt service, and \$1.2 million restricted for Community development.
- Committed fund balance of \$24.7 million. Most of this is committed for capital projects.
- Assigned fund balance of \$10.8 million, including \$6.4 million of funds assigned in the 2018 budget and \$1.3 million of funds assigned for jail assessment fees.

The remaining \$42.4 million, or 42.1%, of fund balance is unassigned, meaning it is available for spending at the government's discretion.

WAUKESHA COUNTY, WISCONSIN
MANAGEMENT'S DISCUSSION AND ANALYSIS (unaudited)
December 31, 2018

General fund

The General fund is the chief operating fund of the County. The fund balance increased by \$0.4 million for the year, reflecting excess revenues over expenditures of \$1.9 million, transfers in of \$0.4 million, and planned transfers out of \$2 million.

The main factor for the \$0.4 million increase in fund balance is due to personnel costs being about \$0.9 million (or 0.9%) less than anticipated, due to employee turnover and position vacancies.

At the end of the current fiscal year, the General fund's unassigned fund balance was \$42.4 million while total fund balance was \$60.7 million. As a measure of the General fund's liquidity, it may be useful to compare both unassigned fund balance and total fund balance to total fund expenditures. Unassigned fund balance represents 25.1% percent of total General fund expenditures compared to 25.7% in 2017. Total fund balance represents 36% percent of General fund expenditures compared to 36.5% in 2017. For unassigned fund balance cash availability, the County uses unassigned fund balance for both general and special revenue expenditures to provide liquidity to those funds.

Debt Service Fund

The debt service fund has a total fund balance of \$1.2 million, all of which is restricted for the payment of debt service. This remained consistent with 2017.

Capital Projects Fund

The Capital Projects fund has a total fund balance of \$30 million, of which \$24.2 million is committed for existing and future capital projects, and \$5.8 million of unspent bond proceeds is restricted for incomplete capital projects, which will be spent by May of 2021.

Proprietary Funds

Waukesha County's proprietary funds provide the same type of information found in the government-wide financial statements, but in more detail. Factors concerning the finances of these funds have already been addressed in the discussion of the County's business-type activities.

GENERAL FUND BUDGETARY HIGHLIGHTS

Differences between the original budget and the final amended budget resulted in a \$1.5 million increase in appropriations. Carryovers and open purchase orders accounted for 67.3% (\$1.0 million) of the increase. The balance of the increase from the original budget is mostly due to the appropriation of an additional \$200,000 for required repairs to the School Section Lake dam by Park's department. An additional \$123,000 in seized funds revenues for expenditures to enhance law enforcement as required by federal seized asset guidelines by the Sheriff's department. In addition, \$114,000 in over budget charges for service revenue in the Sheriff's department was appropriated for increased overtime in the Sheriff's department.

Actual revenues in the General fund were slightly above final amended budget.

Actual expenditures in the General fund were \$9 million under budget. Of that amount, \$1.2 million was carried forward for budgeted projects which were not completed in 2018. Human Services Children with Long-Term Support (CLTS) expenditures were below budget by \$3.3 million due to Autism services now being a Medicaid card service. General Fund personnel costs were under budget by \$0.9 million (0.9% of budget) due to vacancy and turnover. The contingency fund had \$1.1 million in unallocated expenditure authority. The balance of the budget variance was spread across several program areas.

WAUKESHA COUNTY, WISCONSIN
MANAGEMENT'S DISCUSSION AND ANALYSIS (unaudited)
December 31, 2018

CAPITAL ASSET AND DEBT ADMINISTRATION

Capital Assets

The County's investment in capital assets for its governmental and business-type activities at December 31, 2018, amounted to \$421.5 million (net of accumulated depreciation/amortization), a decrease of \$8.8 million from 2017. This investment in capital assets includes land and easements, infrastructure, structures and improvements, equipment, software, and construction in progress.

The County's infrastructure assets are recorded at estimated historical cost in the government-wide financial statements. The County has elected to use the depreciation method of reporting capital assets.

**Waukesha County's Capital Assets
(net of depreciation/amortization)
(in 000's)**

	Governmental Activities		Business-type Activities		Total	
	2018	2017	2018	2017	2018	2017
Land	\$ 61,152	\$ 61,126	\$ 10,289	\$ 10,289	\$ 71,441	\$ 71,415
Buildings	126,891	125,520	5,841	6,341	132,732	131,861
Land improvements	6,897	9,322	11,335	11,634	18,232	20,956
Machinery and equipment	6,853	7,110	4,575	5,268	11,428	12,378
Software	6,683	3,858	5	9	6,688	3,867
Vehicles	8,688	8,648	-	-	8,688	8,648
Infrastructure	142,651	144,745	-	-	142,651	144,745
Construction in Progress	22,113	28,825	7,501	7,561	29,614	36,386
Total	\$ 381,928	\$ 389,154	\$ 39,546	\$ 41,102	\$ 421,474	\$ 430,256

* Bridges Library System was recognized as a component unit of the County in 2018 and is excluded from figures. Amounts for 2017 have been restated.

Further details of the County's capital assets can be found in Note 9 of the notes to the financial statements, pages 80-81.

Long Term Debt

At December 31, 2018, the County had \$74,595,000 of general obligation promissory notes outstanding. The County maintains an Aaa rating from Moody's Investors Service and AAA from Fitch Investors Service on general obligation note issues. Under current state statutes, the County's general obligation note issuances are subject to a legal limitation based on five percent of the equalized value of taxable property in the County. As of December 31, 2018 the County's total amount applicable to debt margin (outstanding notes less debt service fund balance) is \$73.4 million, which was well below the legal limit of \$2.8 billion. The net debt per capita equaled \$183 at year-end.

During the year, the County issued \$12.5 million in general obligation promissory notes to finance part of the cost of capital improvements within the County.

Further details of the County's long-term debt activity can be found in Note 11, pages 84-85.

WAUKESHA COUNTY, WISCONSIN
MANAGEMENT'S DISCUSSION AND ANALYSIS (unaudited)
December 31, 2018

ECONOMIC FACTORS AND THE 2019 BUDGET AND RATES

Revenue increased by \$13.7 million in the 2019 budget, largely due to increases in intergovernmental contracts and grant revenues of \$6.1 million. Some of the key revenue changes included the following:

- The new Workforce Innovation and Opportunity Act (WIOA) Fund increased the budget \$1.7 million in grant funding to provide contracted assistance to adults, youth, and dislocated workers to access employment and other support services to gain employment.
- Health and Human Services budget increased by \$0.8 million, mostly related to Children with Special Needs Program revenue reimbursements for Children's Long Term Support (CLTS) due to state mandate to eliminate wait lists and an increase in contracted staff and waiver clients served.
- Capital project funding increased \$2.4 million mostly related to intergovernmental cost share revenues to construct an underpass for Lake Country trail.

Charges for services increased by \$1.2 million, this includes the following key changes:

- Health and Human Services Clinical inpatient and outpatient services increased by \$0.5 million for a psychological and social rehabilitation.
- Justice and Public Safety increased by \$0.6 million partially due to an increase in per day reimbursements for federal prisoners from \$77 to \$88 in the Sheriff's department.

In addition, budgeted other revenue increased by nearly \$0.3 million. This increased funding level includes the following:

- Treasurer's budget increased by \$0.5 million, related to improved rates of return on invested funds, which is partially offset by decreases in penalty and interest on delinquent taxes of \$0.3 million.

Debt borrowing to fund capital project expenditures increased \$5 million.

REQUEST FOR INFORMATION

This financial report is designed to provide a general overview of the County's finances for all those with an interest in the government's finances. Questions concerning any of the information provided in this report or requests for additional financial information should be addressed to the Department of Administration, Accounting Services Division, 515 West Moreland Blvd., Waukesha, WI 53188. This report can be found online at <https://waukeshacounty.gov/adminstration/accounting> under the Comprehensive Annual Financial Reports section.

THIS PAGE LEFT BLANK

GOVERNMENT-WIDE STATEMENTS

THIS PAGE LEFT BLANK

WAUKESHA COUNTY, WISCONSIN

STATEMENT OF NET POSITION
December 31, 2018

	Primary Government			Component Unit
	Governmental Activities	Business-type Activities	Total	
ASSETS				
Cash and investments	\$ 110,334,992	\$ 14,938,386	\$ 125,273,378	\$ 1,678,038
Receivables:				
Property taxes - delinquent	4,324,707	-	4,324,707	-
Property taxes - levied for ensuing year's budget	107,813,930	62,563	107,876,493	-
Accrued interest	521,328	-	521,328	-
Accounts	2,107,358	559,542	2,666,900	-
Due from other governments	13,420,310	50,990	13,471,300	1,370
Internal balances	1,495,896	(1,495,896)	-	-
Prepaid items	246,729	585	247,314	-
Inventories	1,274,246	99,971	1,374,217	-
Advances to/from other funds	1,639,984	(1,639,984)	-	-
Restricted assets				
Restricted cash and investments	479,124	602,661	1,081,785	-
Deposit in WMMIC	2,459,264	-	2,459,264	-
Net pension asset	17,727,979	367,754	18,095,733	87,704
Long term receivable	5,354,144	-	5,354,144	-
Capital assets:				
Land	61,151,914	10,288,747	71,440,661	-
Construction in progress	22,113,240	7,500,658	29,613,898	-
Buildings	213,992,689	18,892,121	232,884,810	-
Improvements other than buildings	25,745,020	26,489,091	52,234,111	-
Machinery and equipment	33,676,555	13,673,976	47,350,531	23,946
Software	13,566,740	15,622	13,582,362	414,136
Vehicles	19,396,531	-	19,396,531	-
Infrastructure	279,016,280	-	279,016,280	-
Accumulated depreciation/amortization	(286,730,679)	(37,314,460)	(324,045,139)	(241,230)
Total assets	\$ 651,128,281	\$ 53,092,327	\$ 704,220,608	\$ 1,963,964
DEFERRED OUTFLOWS OF RESOURCES				
Pension related amounts	32,502,302	683,822	33,186,124	160,948
Total deferred outflows of resources	\$ 32,502,302	\$ 683,822	\$ 33,186,124	\$ 160,948
LIABILITIES				
Accounts payable	\$ 8,956,626	\$ 567,120	\$ 9,523,746	30,079
Accrued compensation	5,926,573	108,057	6,034,630	-
Other liabilities	828,067	171,043	999,110	-
Due to other governments	1,369,893	-	1,369,893	7,591
Accrued interest payable	403,836	-	403,836	-
Other unearned revenue	866,853	508	867,361	-
Long-Term Liabilities:				
Compensated absences - current	5,488,610	-	5,488,610	36,216
Claims payable - current	3,846,879	-	3,846,879	-
Claims payable - non current	3,499,232	-	3,499,232	-
Notes payable - current	12,765,000	-	12,765,000	-
Notes payable - non current	63,121,223	-	63,121,223	-
Total liabilities	\$ 107,072,792	\$ 846,728	\$ 107,919,520	\$ 73,886
DEFERRED INFLOWS OF RESOURCES				
Deferred grant revenue	\$ -	\$ -	\$ -	\$ 978,342
Property taxes levied for future periods	107,824,007	62,563	107,886,570	-
Pension related amounts	34,933,734	702,135	35,635,869	172,716
Total deferred inflows of resources	\$ 142,757,741	\$ 764,698	\$ 143,522,439	\$ 1,151,058
NET POSITION				
Net investment in capital assets	\$ 311,808,558	\$ 39,545,755	\$ 351,354,313	196,851
Restricted net position for:				
Park development	5,100,520	-	5,100,520	-
Debt service	778,249	-	778,249	-
Community development	6,596,456	-	6,596,456	-
Library purposes	611,251	-	611,251	615,413
Human services	1,319,816	-	1,319,816	-
Pension	17,727,979	367,754	18,095,733	87,704
Unrestricted net position	89,857,221	12,251,214	102,108,435	-
Total net position	\$ 433,800,050	\$ 52,164,723	\$ 485,964,773	\$ 899,968

See notes to financial statements.

WAUKESHA COUNTY, WISCONSIN

STATEMENT OF ACTIVITIES
For The Year Ended December 31, 2018

Functions/Programs	Program Revenues			Primary Government Net (Expenses) Revenues and Changes in Net Position			Component Unit
	Expenses	Charges for Services	Operating Grants and Contributions	Capital Grants and Contributions	Governmental Activities	Business-type Activities	
PRIMARY GOVERNMENT							
GOVERNMENTAL ACTIVITIES							
Justice and public safety	\$ 64,383,283	\$ 13,233,802	\$ 3,036,150	\$ 12,500	\$ (48,100,831)	\$ -	\$ (48,100,831)
Health and human services	78,812,001	10,647,738	37,843,693	-	(30,320,570)	-	(30,320,570)
Environment, parks and education	26,983,410	8,416,075	2,832,202	-	(15,735,133)	-	(15,735,133)
Public works	37,670,803	7,635,052	7,245,390	2,348,955	(20,441,406)	-	(20,441,406)
General government	21,848,512	6,119,867	812,614	-	(14,916,031)	-	(14,916,031)
Interest expense	1,380,541	-	-	-	(1,380,541)	-	(1,380,541)
Total Governmental Activities	231,078,550	46,052,534	51,770,049	2,361,455	(130,894,512)	-	(130,894,512)
BUSINESS-TYPE ACTIVITIES							
Radio services	401,660	837,945	-	-	-	436,285	436,285
Golf courses	3,158,105	2,617,179	-	-	-	(540,926)	(540,926)
Ice arenas	1,294,141	1,049,688	-	-	-	(244,453)	(244,453)
Materials recovery facility	4,437,966	1,774,443	1,121,442	-	-	(1,542,081)	(1,542,081)
Airport	2,206,905	971,555	-	-	-	(1,235,350)	(1,235,350)
Total Business-type Activities	11,498,777	7,250,810	1,121,442	-	-	(3,126,525)	(3,126,525)
Totals	\$ 242,577,327	\$ 53,303,344	\$ 52,891,491	\$ 2,361,455	\$ (130,894,512)	\$ (3,126,525)	\$ (134,021,037)
COMPONENT UNIT							
Bridges Library System	\$ 2,072,218	\$ 815,723	\$ 1,276,316	\$ -	\$ -	\$ -	\$ 19,821
GENERAL REVENUES							
Property taxes					108,460,927	92,563	108,553,490
Grants and contributions, not restricted to specific programs					1,799,157	-	1,799,157
Investment earnings					2,633,444	14,831	2,648,275
Miscellaneous					10,053,071	68,706	10,121,777
Gain on disposal/sale of capital assets					531,338	-	531,338
Total General Revenues					123,477,937	176,100	123,654,037
Transfers					(277,330)	277,330	-
Change in Net Position					(7,693,905)	(2,673,095)	(10,367,000)
Net Position - Beginning of Year - As Restated					441,493,955	54,837,818	496,331,773
Net Position - End of Year					\$ 433,800,050	\$ 52,164,723	\$ 485,964,773

See notes to financial statements.

MAJOR GOVERNMENTAL FUNDS

GENERAL FUND - The General Fund is the primary operating fund of the County. It is used to account for resources traditionally associated with governments, except those required to be accounted for in another fund.

DEBT SERVICE FUND - The debt service fund is used to account for the accumulation of resources for the payment of general long-term debt principal, interest and service costs.

CAPITAL PROJECTS FUND – The capital projects fund is used to account for and report financial resources that are restricted, committed or assigned for the acquisition or construction of major capital facilities (other than those financed by proprietary funds and trust funds).

THIS PAGE LEFT BLANK

WAUKESHA COUNTY, WISCONSIN

BALANCE SHEET - ALL GOVERNMENTAL FUNDS
December 31, 2018

	General Fund	Debt Service Fund	Capital Projects Fund	Other Governmental Funds	Total Governmental Funds
ASSETS					
Cash and investments	\$ 56,243,859	\$ 1,182,087	\$ 32,509,618	\$ 6,230,668	\$ 96,166,232
Receivables:					
Property taxes - delinquent	4,324,707	-	-	-	4,324,707
Property taxes levied for ensuing year's budget	86,213,602	13,904,500	1,055,927	6,639,901	107,813,930
Accrued interest	521,328	-	-	-	521,328
Accounts	819,738	-	210,358	184,820	1,214,916
Due from other governments	9,020,660	-	117,381	4,166,526	13,304,567
Due from other funds	1,218,166	-	-	-	1,218,166
Prepaid items	125,117	-	-	274	125,391
Inventories	-	-	-	699,109	699,109
Advances to other funds	1,639,984	-	-	-	1,639,984
Long term receivable - Net	-	-	-	5,354,144	5,354,144
Total assets	\$ 160,127,161	\$ 15,086,587	\$ 33,893,284	\$ 23,275,442	\$ 232,382,474
LIABILITIES					
Accounts payable	\$ 5,224,208	\$ -	\$ 2,037,456	\$ 1,043,740	\$ 8,305,404
Accrued compensation	5,574,150	-	-	23,256	5,597,406
Other liabilities	709,143	-	-	-	709,143
Due to other governments	617,440	-	614,167	138,287	1,369,894
Due to other funds	-	-	-	1,218,166	1,218,166
Other unearned revenue	608,602	-	185,500	72,751	866,853
Total liabilities	\$ 12,733,543	\$ -	\$ 2,837,123	\$ 2,496,200	\$ 18,066,866
DEFERRED INFLOWS OF RESOURCES					
Unavailable revenue - revolving loans	\$ -	\$ -	\$ -	\$ 5,354,144	\$ 5,354,144
Unavailable revenue - delinquent taxes	501,441	-	-	-	501,441
Property taxes levied for future periods	86,223,679	13,904,500	1,055,927	6,639,901	107,824,007
Total deferred inflows of resources	\$ 86,725,120	\$ 13,904,500	\$ 1,055,927	\$ 11,994,045	\$ 113,679,592
FUND BALANCES					
Non-spendable:					
Non-current interfunds	\$ 2,858,150	\$ -	\$ -	\$ -	\$ 2,858,150
Prepaid items	125,117	-	-	274	125,391
Inventories	-	-	-	699,109	699,109
Delinquent taxes	3,823,266	-	-	-	3,823,266
Restricted:					
Park purposes	194,585	-	-	4,905,935	5,100,520
Debt service	-	1,182,087	-	-	1,182,087
Community development	-	-	-	1,242,311	1,242,311
Library purposes	-	-	-	611,251	611,251
Human services	-	-	-	1,319,816	1,319,816
Capital projects	-	-	5,766,490	-	5,766,490
Committed:					
Sick leave payout	500,000	-	-	-	500,000
Capital project purposes	-	-	24,233,744	-	24,233,744
Assigned:					
Jail assessment fees	1,342,148	-	-	-	1,342,148
Seized funds	407,322	-	-	-	407,322
Juror donations	24,826	-	-	-	24,826
Redaction fees	100,920	-	-	-	100,920
Public Works PBM	257,312	-	-	-	257,312
Subsequent year's budget	6,489,176	-	-	6,501	6,495,677
Equipment replacement	929,801	-	-	-	929,801
Contingency fund	1,200,000	-	-	-	1,200,000
Unassigned	42,415,875	-	-	-	42,415,875
Total fund balances	\$ 60,668,498	\$ 1,182,087	\$ 30,000,234	\$ 8,785,197	\$ 100,636,016
Total liabilities, deferred inflows of resources and fund balances	\$ 160,127,161	\$ 15,086,587	\$ 33,893,284	\$ 23,275,442	\$ 232,382,474

See notes to financial statements.

WAUKESHA COUNTY, WISCONSIN

RECONCILIATION OF THE BALANCE SHEET - GOVERNMENTAL FUNDS
TO THE STATEMENT OF NET POSITION
December 31, 2018

Total Fund Balances - Governmental Funds	\$ 100,636,016
Amounts reported for governmental activities in the Statement of Net Position are different because:	
Capital assets used in governmental activities are not financial resources and therefore are not reported as assets in governmental funds (excludes internal service funds). (see Note 2.A.)	365,196,843
Long-term liabilities, including bonds and notes payable, are not due and payable in the current period and therefore are not reported as liabilities in the funds. (see Note 2.A.)	(81,778,670)
Internal service funds are used by management to charge the costs of various services to individual funds and functional categories. The assets, deferred outflows, liabilities and deferred inflows of the internal service funds are included in governmental activities in the statement of net position.	29,490,625
Other long term assets are not available to pay for current period expenditures and, therefore are not reported in the funds. (See Note 5)	5,855,585
GASB 68 requires that the County's financial statements reflect its share of the net pension liability and related deferred inflows and outflows for the Wisconsin Retirement System (excludes internal service funds).	14,399,651
Total Net Position - Governmental Activities	<u>\$ 433,800,050</u>

See notes to financial statements.

WAUKESHA COUNTY, WISCONSIN

STATEMENT OF REVENUES, EXPENDITURES
AND CHANGES IN FUND BALANCES - ALL GOVERNMENTAL FUNDS
For The Year Ended December 31, 2018

	General Fund	Debt Service Fund	Capital Projects Fund	Other Governmental Funds	Total Governmental Funds
REVENUES					
General intergovernmental assistance	\$ 635,000	\$ -	\$ 1,164,157	\$ -	\$ 1,799,157
Intergovernmental contracts/grants	38,743,139	-	2,660,696	16,891,947	58,295,782
Taxes	85,051,516	13,554,500	1,747,000	6,548,165	106,901,181
Fines and licenses	3,534,875	-	-	232,660	3,767,535
Charges for services	25,762,612	-	-	1,037,874	26,800,486
Interdepartmental revenues	3,729,926	-	-	624,580	4,354,506
Investment earnings	2,158,783	81,475	211,311	-	2,451,569
Miscellaneous revenues	10,899,196	43,297	181,715	2,190,302	13,314,510
Total revenues	170,515,047	13,679,272	5,964,879	27,525,528	217,684,726
EXPENDITURES					
Current:					
Justice and public safety	61,198,695	-	-	-	61,198,695
Health and human services	73,091,237	-	-	3,274,556	76,365,793
Environment, parks and education	13,252,222	-	-	8,406,773	21,658,995
Public works	8,061,268	-	-	15,386,241	23,447,509
General government	12,364,340	-	-	-	12,364,340
Capital outlay:					
Justice and public safety	90,351	-	1,739,551	-	1,829,902
Health and human services	-	-	1,304,512	-	1,304,512
Environment, parks and education	215,959	-	2,597,503	-	2,813,462
Public works	328,577	-	8,232,079	39,749	8,600,405
General government	-	-	622,831	-	622,831
Debt service:					
Principal retirement	-	13,030,000	-	-	13,030,000
Interest and fiscal charges	-	1,598,840	-	-	1,598,840
Total expenditures	168,602,649	14,628,840	14,496,476	27,107,319	224,835,284
Excess of Revenues Over (Under) Expenditures	1,912,398	(949,568)	(8,531,597)	418,209	(7,150,558)
OTHER FINANCING SOURCES (USES)					
General obligation notes issued	-	-	12,500,000	-	12,500,000
Premium on general obligation notes issued	-	246,913	-	-	246,913
Transfers in	433,256	640,000	2,197,200	170,670	3,441,126
Transfers out	(1,985,200)	-	(173,170)	(715,966)	(2,874,336)
Total other financing sources (uses)	(1,551,944)	886,913	14,524,030	(545,296)	13,313,703
Net change in fund balances	360,454	(62,655)	5,992,433	(127,087)	6,163,145
Fund Balances - January 1 - as restated	60,308,044	1,244,742	24,007,801	8,912,284	94,472,871
Fund Balances - December 31	\$ 60,668,498	\$ 1,182,087	\$ 30,000,234	\$ 8,785,197	\$ 100,636,016

See notes to financial statements.

WAUKESHA COUNTY, WISCONSIN

RECONCILIATION OF THE STATEMENT OF REVENUES, EXPENDITURES AND CHANGES IN
FUND BALANCES - GOVERNMENTAL FUNDS TO THE STATEMENT OF ACTIVITIES
For The Year Ended December 31, 2018

Net changes in fund balances - total governmental funds	6,163,145
Governmental funds report capital outlays as expenditures. However, in the Statement of Activities, the cost of those assets is allocated over their estimated useful lives as depreciation expense. This is the amount by which capital assets and contributions exceeded depreciation in the current period. (see Note 2.B.)	(6,389,261)
Repayment of note principal is an expenditure in the governmental funds, but the repayment reduces long term liabilities in the Statement of Net Position.	13,030,000
The issuance of long term debt is an other financing source in the governmental funds, but the issuance increases long term liabilities in the Statement of Net Position.	(12,500,000)
Governmental funds report debt premiums and discounts as other financing sources (uses) or expenditures. However, in the statement of net position, these are reported as additions to or deductions from long-term debt. These are allocated over the period the debt is outstanding in the Statement of Activities and are reported as interest expense. This is the amount by which the amortization of prior year balances exceeded the premium on the current year debt issuance.	(10,929)
Some expenses in the Statement of Activities do not require the use of current financial resources and, therefore, are not reported as expenditures in the governmental funds. (see Note 2.B.)	(477,940)
Internal service funds are used by management to charge the costs of various services to individual funds and functional categories.	(4,642,795)
Governmental funds report loan repayments as revenues and the issuance of new loans as expenditures. These activities are reported as changes in loans receivable in the government-wide statements. Delinquent property taxes are also not expected to be paid during the current period and are not reported in the governmental funds.	(815,916)
GASB 68 requires that the County's financial statements reflect its share of the net pension liability/asset and related deferred inflows and outflows for the Wisconsin Retirement System.	(2,050,209)
Change in Net Position of Governmental Activities	<u>\$ (7,693,905)</u>

See notes to financial statements.

MAJOR PROPRIETARY FUNDS

AIRPORT OPERATIONS/DEVELOPMENT FUND - To account for the operation and maintenance of the County airport buildings and runways, located in Waukesha, Wisconsin.

RADIO SERVICES FUND - To account for the operation and maintenance of the County radio system, located in Waukesha, Wisconsin.

MATERIALS RECOVERY FACILITY FUND - To account for the operation and maintenance of the County recycling facility, jointly owned with the City of Milwaukee, located in Milwaukee, Wisconsin.

THIS PAGE LEFT BLANK

THIS PAGE LEFT BLANK

WAUKESHA COUNTY, WISCONSIN

STATEMENT OF NET POSITION - ALL PROPRIETARY FUNDS
December 31, 2018

	Business-type Activities - Enterprise Funds					Total	Governmental Activities - Internal Service Funds
	Airport Operations/ Development Fund	Radio Services Fund	Materials Recovery Facility Fund	Other Non-Major Enterprise Funds			
ASSETS							
Current Assets:							
Cash and investments	\$ 3,262,049	\$ 7,321,575	\$ 3,695,456	\$ 659,307	\$ 14,938,387	\$ 14,168,760	
Receivables:							
Property taxes levied for ensuing year's budget	62,563	-	-	-	62,563	-	
Accounts receivable	47,176	38,464	434,735	39,167	559,542	892,443	
Total receivables	109,739	38,464	434,735	39,167	622,105	892,443	
Due from other governments	-	47,308	1,098	2,585	50,991	115,742	
Prepaid items	-	-	-	585	585	121,338	
Inventories	-	-	-	99,971	99,971	575,136	
Total current assets	3,371,788	7,407,347	4,131,289	801,615	15,712,039	15,873,419	
Noncurrent Assets:							
Advances to other funds	-	-	-	461,609	461,609	-	
Restricted assets:							
Restricted cash and investments	-	-	602,661	-	602,661	479,124	
Deposit in WMMIC	-	-	-	-	-	2,459,264	
Net pension asset	39,629	77,414	51,452	199,259	367,754	786,496	
Capital assets:							
Construction in progress	485,134	6,817,567	-	197,957	7,500,658	-	
Land	8,049,032	55,000	-	2,184,715	10,288,747	-	
Buildings	8,386,449	1,422,160	-	9,083,512	18,892,121	4,122,283	
Improvements other than buildings	22,674,248	-	-	3,814,844	26,489,092	22,089	
Machinery and equipment	1,631,933	4,514,223	6,577,440	950,379	13,673,975	13,863,727	
Software	-	-	-	15,622	15,622	196,732	
Vehicles	-	-	-	-	-	18,155,971	
Less accumulated depreciation/amortization	(19,914,162)	(5,132,095)	(2,303,825)	(9,964,379)	(37,314,461)	(19,629,355)	
Total capital assets (net of accumulated depreciation/amortization)	21,312,634	7,676,855	4,273,615	6,282,650	39,545,754	16,731,447	
Total noncurrent assets	21,352,263	7,754,269	4,927,728	6,943,518	40,977,778	20,456,331	
Total assets	\$ 24,724,051	\$ 15,161,616	\$ 9,059,017	\$ 7,745,133	\$ 56,689,817	\$ 36,329,750	
DEFERRED OUTFLOWS OF RESOURCES							
Pension related amounts	\$ 71,625	\$ 145,817	\$ 91,835	\$ 374,545	\$ 683,822	\$ 1,506,619	
Total deferred outflows of resources	\$ 71,625	\$ 145,817	\$ 91,835	\$ 374,545	\$ 683,822	\$ 1,506,619	

(CONTINUED)

WAUKESHA COUNTY, WISCONSIN

STATEMENT OF NET POSITION - ALL PROPRIETARY FUNDS
December 31, 2018

	Business-type Activities - Enterprise Funds					Total	Governmental Activities - Internal Service Funds
	Airport Operations/ Development Fund	Radio Services Fund	Materials Recovery Facility Fund	Other Non-Major Enterprise Funds			
LIABILITIES							
Current liabilities:							
Accounts payable	\$ 161,787	\$ 23,950	\$ 341,274	\$ 40,111	\$ 567,122	\$ 651,220	
Accrued compensation	14,431	36,885	15,131	41,609	108,056	329,166	
Other liabilities	171,043	-	-	-	171,043	118,923	
Claims payable - current	-	-	-	-	-	3,846,878	
Other unearned revenue	-	-	-	507	507	-	
Total current liabilities	<u>347,261</u>	<u>60,835</u>	<u>356,405</u>	<u>82,227</u>	<u>846,728</u>	<u>4,946,187</u>	
Long-term liabilities:							
Advances from other funds	\$ -	\$ -	\$ -	\$ 2,101,593	\$ 2,101,593	\$ -	
Claims payable	-	-	-	-	-	3,499,232	
Total long-term liabilities	<u>-</u>	<u>-</u>	<u>-</u>	<u>2,101,593</u>	<u>2,101,593</u>	<u>3,499,232</u>	
Total liabilities	\$ 347,261	\$ 60,835	\$ 356,405	\$ 2,183,820	\$ 2,948,321	\$ 8,445,419	
DEFERRED INFLOWS OF RESOURCES							
Property taxes levied for future periods	\$ 62,563	\$ -	\$ -	\$ -	\$ 62,563	\$ -	
Pension related amounts	79,057	152,699	106,623	363,756	702,135	1,396,222	
Total deferred inflows of resources	\$ 141,620	\$ 152,699	\$ 106,623	\$ 363,756	\$ 764,698	\$ 1,396,222	
NET POSITION							
Net investment in capital assets	\$ 21,312,634	\$ 7,676,855	\$ 4,273,615	\$ 6,282,650	\$ 39,545,754	\$ 16,731,447	
Restricted for pension	39,629	77,414	51,452	199,259	367,754	786,496	
Unrestricted (deficit)	2,954,532	7,339,630	4,362,757	(909,807)	13,747,112	10,476,785	
Total net position	\$ 24,306,795	\$ 15,093,899	\$ 8,687,824	\$ 5,572,102	\$ 53,660,620	\$ 27,994,728	
Adjustment to reflect the consolidation of internal service fund activities related to enterprise funds				(1,495,897)	(1,495,897)		
Net Position of Business-type Activities					\$ 52,164,723		

See notes to financial statements.

(CONCLUDED)

WAUKESHA COUNTY, WISCONSIN

STATEMENT OF REVENUES, EXPENSES AND CHANGES IN
NET POSITION - ALL PROPRIETARY FUNDS
For The Year Ended December 31, 2018

	Business-type Activities - Enterprise Funds					Governmental Activities - Internal Service Funds
	Airport Operations/ Development Fund	Radio Services Fund	Materials Recovery Facility Fund	Other Non-Major Enterprise Funds	Total	
OPERATING REVENUES						
Charges for services	\$ 971,555	\$ 837,945	\$ -	\$ 3,666,867	\$ 5,476,367	\$ 4,859,243
Interdepartmental revenues	-	545,741	-	-	545,741	32,772,966
Miscellaneous revenues	23,673	13,066	1,870,854	7,604	1,915,197	3,896,793
Total operating revenues	995,228	1,396,752	1,870,854	3,674,471	7,937,305	41,529,002
OPERATING EXPENSES						
Salaries	210,937	453,381	265,392	1,389,387	2,319,097	4,114,976
Benefits	72,322	157,850	129,358	399,314	758,844	1,490,753
Insurance and claims expense	-	-	-	-	-	26,952,610
Operating	474,776	127,822	3,186,424	1,199,606	4,988,628	8,137,553
Interdepartmental	162,872	143,561	186,040	972,795	1,465,268	633,714
Depreciation	1,271,313	44,675	660,260	410,672	2,386,920	4,026,368
Total operating expenses	2,192,220	927,289	4,427,474	4,371,774	11,918,757	45,355,974
Operating income (loss)	(1,196,992)	469,463	(2,556,620)	(697,303)	(3,981,452)	(3,826,972)
NON-OPERATING REVENUES						
General property taxes	92,563	-	-	-	92,563	-
Intergovernmental contracts/grants	-	-	1,049,394	-	1,049,394	-
Investment earnings	1,251	-	-	13,580	14,831	181,875
Gain (loss) on disposal of capital assets	-	-	-	-	-	(279,339)
Total non-operating revenues	93,814	-	1,049,394	13,580	1,156,788	(97,464)
Income (loss) before transfers	(1,103,178)	469,463	(1,507,226)	(683,723)	(2,824,664)	(3,924,436)

(CONTINUED)

WAUKESHA COUNTY, WISCONSIN

STATEMENT OF REVENUES, EXPENSES AND CHANGES IN
NET POSITION - ALL PROPRIETARY FUNDS
For The Year Ended December 31, 2018

	Business-type Activities - Enterprise Funds						Governmental Activities - Internal Service Funds
	Airport Operations/ Development Fund	Radio Services Fund	Materials Recovery Facility Fund	Other Non-Major Enterprise Funds	Total		
Transfers in	\$ -	\$ -	\$ -	\$ 358,000	\$ 358,000	\$ 422,880	
Transfers out	-	-	-	(80,670)	(80,670)	(1,267,000)	
Total transfers	-	-	-	277,330	277,330	(844,120)	
Change in net position	(1,103,178)	469,463	(1,507,226)	(406,393)	(2,547,334)	(4,768,556)	
Net position - January 1	25,409,973	14,624,436	10,195,050	5,978,495		32,763,284	
Net position - December 31	\$ 24,306,795	\$ 15,093,899	\$ 8,687,824	\$ 5,572,102		\$ 27,994,728	
Adjustment to reflect the consolidation of current year internal service fund activities related to enterprise funds					(125,761)		
Change in net position of business-type activities					\$ (2,673,095)		

See notes to financial statements.

(CONCLUDED)

WAUKESHA COUNTY, WISCONSIN

STATEMENT OF CASH FLOWS - ALL PROPRIETARY FUNDS
For The Year Ended December 31, 2018

	Business-type Activities - Enterprise Funds					
	Airport Operations/ Development Fund	Radio Services Fund	Materials Recovery Facility Fund	Other Non-Major Enterprise Funds	Total	Governmental Activities - Internal Service Funds
CASH FLOWS FROM OPERATING ACTIVITIES						
Receipts from customers and users	\$ 980,407	\$ 960,532	\$ 1,947,790	\$ 3,729,732	\$ 7,618,461	\$ 8,497,129
Receipts from interfund services provided	-	545,741	-	-	545,741	32,792,251
Payments to suppliers	(285,164)	(119,394)	(3,096,163)	(1,228,174)	(4,728,895)	(34,231,598)
Payments to employees	(276,321)	(599,789)	(388,139)	(1,753,866)	(3,018,115)	(5,473,841)
Payments for interfund services used	(162,872)	(143,561)	(186,040)	(972,795)	(1,465,268)	(633,714)
Total cash flows from operating activities	256,050	643,529	(1,722,552)	(225,103)	(1,048,076)	950,227
CASH FLOWS FROM NON-CAPITAL FINANCING ACTIVITIES						
Transfers from other funds	-	-	-	358,000	358,000	422,880
Transfers to other funds	-	-	-	(80,670)	(80,670)	(1,267,000)
Receipts from intergovernmental contracts/grants	-	-	1,049,394	-	1,049,394	-
Receipts from general property taxes	92,563	-	-	-	92,563	-
Total cash flows from non-capital financing activities	92,563	-	1,049,394	277,330	1,419,287	(844,120)
CASH FLOWS FROM CAPITAL AND RELATED FINANCING ACTIVITIES						
Acquisition of capital assets	(195,020)	(353,173)	-	(282,796)	(830,989)	(4,107,810)
Proceeds from sales of capital assets	-	-	-	-	-	598,607
Total cash flows from capital and related financing activities	(195,020)	(353,173)	-	(282,796)	(830,989)	(3,509,203)
CASH FLOWS FROM INVESTING ACTIVITIES						
Interest received	1,251	-	-	13,580	14,831	181,875
Total cash flows from investing activities	1,251	-	-	13,580	14,831	181,875
Net change in cash and cash equivalents	154,844	290,356	(673,158)	(216,989)	(444,947)	(3,221,221)
Cash and Cash Equivalents, Beginning of Year	3,107,205	7,031,219	4,971,275	876,296	15,985,995	17,869,105
Cash and Cash Equivalents, End of Year	\$ 3,262,049	\$ 7,321,575	\$ 4,298,117	\$ 659,307	\$ 15,541,048	\$ 14,647,884
NON-CASH CAPITAL AND RELATED FINANCING ACTIVITIES						
Loss on Write Off of Electronic Content Management Capital Project						\$ (826,621)

(CONTINUED)

WAUKESHA COUNTY, WISCONSIN

STATEMENT OF CASH FLOWS - ALL PROPRIETARY FUNDS
For The Year Ended December 31, 2018

	Business-type Activities - Enterprise Funds					Governmental Activities - Internal Service Funds
	Airport Operations/ Development Fund	Radio Services Fund	Materials Recovery Facility Fund	Other Non-Major Enterprise Funds	Total	
Operating income (loss)	\$ (1,196,992)	\$ 469,463	\$ (2,556,620)	\$ (697,303)	\$ (3,981,452)	\$ (3,826,972)
Depreciation expense	1,271,313	44,675	660,260	410,672	2,386,920	4,026,368
(Increase) Decrease in accounts receivable	(14,821)	(27,389)	78,033	66,882	104,705	(157,575)
(Increase) Decrease in due from other governments	-	136,910	(1,098)	(2,310)	133,502	(82,047)
(Increase) Decrease in prepaid items	275	-	-	995	1,270	61,338
(Increase) Decrease in inventories	-	-	-	1,026	1,026	15,173
(Increase) Decrease in net pension asset	(50,389)	(100,605)	(65,848)	(252,592)	(469,434)	(1,003,297)
(Increase) Decrease in deferred outflows - pension related amount	10,245	24,195	6,767	126,220	167,427	574,141
Increase (Decrease) in accounts payable	69,337	8,428	90,262	(30,589)	137,438	47,388
Increase (Decrease) in accrued compensation	1,421	6,326	(90)	5,432	13,089	28,088
Increase (Decrease) in other liabilities	120,000	-	-	-	120,000	2,121
Increase (Decrease) in unearned revenue	-	-	-	(11,311)	(11,311)	-
Increase (Decrease) in claims payable	45,661	81,526	65,782	155,775	348,744	732,545
Increase (Decrease) in deferred inflows - pension related amount	-	-	-	-	-	532,956
Net cash flows from operating activities	\$ 256,050	\$ 643,529	\$ (1,722,552)	\$ (225,103)	\$ (1,045,076)	\$ 950,227
RECONCILIATION OF CASH AND CASH EQUIVALENTS TO THE COMBINED STATEMENT OF NET POSITION						
Cash and investments - statement of net position	\$ 3,262,049	\$ 7,321,575	\$ 3,695,456	\$ 659,307	\$ 14,938,387	\$ 14,168,760
Restricted cash and investments - statement of net position	-	-	602,661	-	602,661	479,124
Cash and cash equivalents - end of year	\$ 3,262,049	\$ 7,321,575	\$ 4,298,117	\$ 659,307	\$ 15,541,048	\$ 14,647,884

See notes to financial statements.

(CONCLUDED)

THIS PAGE LEFT BLANK

FIDUCIARY FUNDS

AGENCY FUNDS

Agency Funds are custodial in nature (assets equal liabilities) and do not involve measurement of results of operations.

THIS PAGE LEFT BLANK

WAUKESHA COUNTY, WISCONSIN

STATEMENT OF ASSETS AND LIABILITIES - AGENCY FUNDS

December 31, 2018

	Agency Funds
ASSETS	
Cash and investments	\$ 43,584,426
Total assets	<u>\$ 43,584,426</u>
LIABILITIES	
Accounts payable	\$ 6,520
Other liabilities	5,297,080
Due to other governments	38,280,826
Total liabilities	<u>\$ 43,584,426</u>

See notes to financial statements.

THIS PAGE LEFT BLANK

WAUKESHA COUNTY, WISCONSIN
INDEX TO NOTES TO FINANCIAL STATEMENTS
December 31, 2018

	<u>PAGE</u>
1. Summary of Significant Accounting Policies.....	59
A. Reporting Entity	59
B. Government-Wide and Fund Financial Statements	60
C. Measurement Focus, Basis of Accounting, and Financial Statement Presentation	62
D. Assets, Deferred Outflows of Resources, Liabilities, Deferred Inflows of Resources and Net Position or Equity	63
1. Deposits and Investments	63
2. Receivables	64
3. Inventories and Prepaid Items	64
4. Restricted Assets	65
5. Capital Assets	65
6. Deferred Outflows of Resources.....	65
7. Compensated Absences.....	66
8. Long-Term Obligations	66
9. Deferred Inflows of Resources	66
10. Equity Classifications	66
11. Pension	67
2. Reconciliation of Government-Wide and Fund Financial Statements	68
A. Explanation of Certain Differences Between the Governmental Fund Balance Sheet and the Statement of Net Position	68
B. Explanation of Certain Differences Between the Governmental Fund Statement of Revenues, Expenditures, and Changes in Fund Balances and the Government- wide Statement of Activities	69
3. Stewardship, Compliance, and Accountability	69
A. Budgetary Information	69
B. Excess Expenditures Over Appropriations.....	71
C. Deficit Balances.....	72
D. Property Tax Levy Increase Limits	72
4. Deposits and Investments.....	72
5. Receivables.....	77
6. Due From Other Governments	79
7. Restricted Assets	79
8. Long Term Receivables	79
9. Capital Assets	80
10. Interfund Receivables/Payables/Advances and Transfers	82
11. Long-Term Obligations.....	84
12. Lease Disclosures.....	85

WAUKESHA COUNTY, WISCONSIN
INDEX TO NOTES TO FINANCIAL STATEMENTS
December 31, 2018

13. Governmental Activities Net Position.....	86
14. Employees' Retirement System.....	86
15. Risk Management/Self Insurance.....	93
16. Commitments and Contingencies.....	95
17. Subsequent Event.....	96
18. Related Organization.....	96
19. Component Unit.....	96
20. Effect of New Accounting Standards on Current-Period Financial Statements.....	99
21. Restatement of Beginning Balances.....	99

WAUKESHA COUNTY, WISCONSIN
NOTES TO FINANCIAL STATEMENTS
December 31, 2018

NOTE 1 – SUMMARY OF SIGNIFICANT ACCOUNTING POLICIES (CONT'D)

The accounting policies of Waukesha County, Wisconsin conform to accounting principles generally accepted in the United States of America as applicable to governmental units. The accepted standard-setting body for establishing governmental accounting and financial reporting principles is the Governmental Accounting Standards Board (GASB).

A. REPORTING ENTITY

This report includes all of the funds of Waukesha County. The reporting entity for the County consists of (a) the primary government, (b) organizations for which the primary government is financially accountable and (c) other organizations for which the nature and significance of their relationship with the primary government are such that their exclusion would cause the reporting entity's financial statements to be misleading or incomplete.

A legally separate organization should be reported as a component unit if the elected officials of the primary government are financially accountable to the organization. The primary government is financially accountable if it appoints a voting majority of the organization's governing body and (1) it is able to impose its will on that organization or (2) there is a potential for the organization to provide specific financial benefits to or burdens on the primary government. The primary government may be financially accountable if an organization is fiscally dependent on the primary government.

A legally separate, tax exempt organization should be reported as a component unit of a reporting entity if all of the following criteria are met: (1) the economic resources received or held by the separate organization are entirely or almost entirely for the direct benefit of the primary government, its component units, or its constituents; (2) the primary government is entitled to, or has the ability to otherwise access, a majority of the economic resources received or held by the separate organization; (3) the economic resources received or held by an individual organization that the specific primary government, or its component units, is entitled to, or has the ability to otherwise access, are significant to that primary government. Blended component units, although legally separate entities, are, in substance, part of the government's operations and are reported with similar funds of the primary government. This report does not contain any blended component units.

Discretely Presented Component Unit

The government-wide financial statements include the Bridges Library System as a discretely presented component unit. The Bridges Library System is a legally separate governmental organization that was formed on January 1, 2016. The mission of the Bridges Library System is to strengthen member libraries by fostering collaboration and innovation. The Bridges Library System Board operates as a two-county federated library system encompassing 16 member libraries in Waukesha County and 8 member libraries in Jefferson County. The Bridges Library System Board appointments are proportionate to the population of the member Counties. The Waukesha County Executive appoints approximately 80% of the Bridges Library System Board, which is then approved by Waukesha County Board. Waukesha County functions as the Bridges Library System fiscal agent, providing central services support functions, including but not limited to human resource, financial management, information technology management and procurement services, and therefore Bridges Library System follows Waukesha County policies and procedures.

WAUKESHA COUNTY, WISCONSIN
NOTES TO FINANCIAL STATEMENTS
December 31, 2018

NOTE 1 – SUMMARY OF SIGNIFICANT ACCOUNTING POLICIES (CONT'D)

B. GOVERNMENT-WIDE AND FUND FINANCIAL STATEMENTS

The statement of net position and statement of activities display information about the reporting government as a whole. They include all funds of the reporting entity except for fiduciary funds. The statements distinguish between governmental and business-type activities. Governmental activities generally are financed through taxes, intergovernmental revenues, and other non-exchange revenues. Business-type activities are financed in whole or in part by fees charged to external parties for goods or services. Likewise, the primary government is reported separately from certain legally separate component units for which the primary government is financially accountable.

The statement of activities demonstrates the degree to which the direct expenses of a given function or segment are offset by program revenues. Direct expenses are those that are clearly identifiable with a specific function or segment. The County does not allocate indirect expenses to functions in the statement of activities. Program revenues include 1) charges to customers or applicants who purchase, use or directly benefit from goods, services, or privileges provided by a given function or segment, and 2) grants and contributions that are restricted to meeting the operational or capital requirements of a particular function or segment. Taxes and other items not included among program revenues are reported as general revenues. Internally dedicated resources are reported as general revenues rather than as program revenues.

Fund Financial Statements

Financial statements of the County are organized into funds, each of which is considered to be a separate accounting entity. Each fund is accounted for by providing a separate set of self-balancing accounts, which constitute its assets, deferred outflows of resources, liabilities, deferred inflows of resources, net position/fund balance, revenues, and expenditure/expenses.

Separate financial statements are provided for governmental and proprietary funds, and fiduciary funds, even though the latter are excluded from the government-wide financial statements. Major individual governmental funds and major individual enterprise funds are reported as separate columns in the fund financial statements.

Funds are organized as major funds or non-major funds within the governmental and proprietary statements. An emphasis is placed on major funds within the governmental and proprietary categories. A fund is considered major if it is the primary operating fund of the County or meets the following criteria:

- a. Total assets/deferred outflows of resources, liabilities/deferred inflows of resources, revenues, or expenditures/expenses of that individual governmental or enterprise fund are at least 10 percent of the corresponding total for all funds of that category or type, and
- b. The same element of the individual governmental fund or enterprise fund that met the 10 percent test is at least 5 percent of the corresponding total for all governmental and enterprise funds combined.
- c. In addition, any other governmental or enterprise fund that the County believes is particularly important to financial statement users may be reported as a major fund.

WAUKESHA COUNTY, WISCONSIN
NOTES TO FINANCIAL STATEMENTS
December 31, 2018

NOTE 1 – SUMMARY OF SIGNIFICANT ACCOUNTING POLICIES (CONT'D)

The County reports the following major governmental and enterprise funds:

Major Governmental Funds

General Fund – accounts for the County’s primary operating activities. It is used to account for all financial resources except those required to be accounted for in another fund.

Debt Service Fund – accounts for resources that are restricted, committed, or assigned to expenditures for payments of principal and interest on long-term debt other than proprietary fund debt.

Capital Projects Fund – used to account for and report financial resources that are restricted, committed, or assigned to expenditures for the acquisition or construction of equipment and/or major capital facilities.

Major Enterprise Funds

Airport Operations/Development Fund – Accounts for the operation of the County airport buildings and runways.

Radio Services Fund – Accounts for operations responsible for providing conventional radio services to other County departments and surrounding municipalities.

Materials Recovery Facility Fund – Accounts for the operation responsible for recycling for all County municipalities.

The County reports the following non-major governmental and enterprise funds:

Special Revenue Funds – used to account for and report the proceeds of specific revenue sources that are restricted or committed to expenditures for specified purposes (other than debt service or capital projects).

Aging and Disability Resource Center Contract Fund

County Library Fund

Walter Tarmann Fund

Land Information System Fund

Transportation Fund

Community Development Fund

Workforce Innovation Opportunity Act Fund

Enterprise Funds – may be used to report any activity for which a fee is charged to external users for goods or services, and must be used for activities which meet certain debt or cost recovery criteria.

Golf Course Fund

Ice Arena Fund

In addition, the County reports the following fund types:

Internal service funds are used to account for the financing of goods or services provided by one department or agency to other departments or agencies of the County, or to other governmental units, on a cost-reimbursement basis.

Health and Dental Insurance Fund

Vehicle Replacement Fund

Risk Management/Self Insurance Fund

Central Fleet Maintenance Fund

Collections Fund

End User Technology Fund

WAUKESHA COUNTY, WISCONSIN
NOTES TO FINANCIAL STATEMENTS
December 31, 2018

NOTE 1 – SUMMARY OF SIGNIFICANT ACCOUNTING POLICIES (CONT'D)

Agency funds are used to account for assets held by the County in a trustee capacity or as an agent for individuals, private organizations, and/or other governmental units.

Dog License Fund	Representative Payee Fund
Unclaimed Property Fund	Sheriff Processing Fee
Flexible Spending Account	Deferred Compensation Administration
Workforce Development Center Fund	Main Jail Fund
District Attorney NSF Fund	Municipal Property Tax Collections
Homemaker Fund	Clerk of Courts Fund

C. MEASUREMENT FOCUS, BASIS OF ACCOUNTING, AND FINANCIAL STATEMENT PRESENTATION

GOVERNMENT-WIDE FINANCIAL STATEMENTS

The government-wide statement of net position and statement of activities are reported using the economic resources measurement focus and the accrual basis of accounting. Under the accrual basis of accounting, revenues are recognized when earned and expenses are recorded when the liability is incurred or economic asset used. Revenues, expenses, gains, losses, assets, and liabilities resulting from exchange and exchange-like transactions are recognized when the exchange takes place. Property taxes are recognized as revenues in the year for which they are levied. Taxes receivable for the following year are recorded as receivables and deferred inflows. Grants and similar items are recognized as revenue as soon as all eligibility requirements imposed by the provider are met. Special assessments are recorded as revenue when earned. Unbilled receivables are recorded as revenues when services are provided.

As a general rule, the effect of interfund activity has been eliminated from the government-wide financial statements. However, interfund services provided and used are not eliminated in the process of consolidation.

FUND FINANCIAL STATEMENTS

Governmental fund financial statements are reported using the current financial resources measurement focus and the modified accrual basis of accounting. Revenues are recorded when they are both measurable and available. Available means collectible within the current period or soon enough thereafter to be used to pay liabilities of the current period. For this purpose, the County considers revenues to be available if they are collected within 60 days of the end of the current fiscal period. Intergovernmental revenues are considered available if they are collected within 180 days of the end of the current fiscal period. Expenditures are recorded when the related fund liability is incurred, except for unmatured interest on long-term debt, claims, judgments, compensated absences, and pension expenditures, which are recorded as a fund liability when expected to be paid with expendable available financial resources.

Property taxes are recorded in the year levied as receivables and deferred inflows. They are recognized as revenues in the succeeding year when services financed by the levy are being provided.

Intergovernmental aids and grants are recognized as revenues in the period the County is entitled to the resources and the amounts are available. Amounts owed to the County, which are not available, are recorded as receivables and unavailable revenues. Amounts received before eligibility requirements (excluding time requirements) are met are recorded as liabilities. Amounts received in advance of meeting time requirements are recorded as deferred inflows.

Revenues susceptible to accrual include general intergovernmental assistance, intergovernmental contracts/grants, interdepartmental revenues, property taxes, miscellaneous taxes, charges for services, and interest. Other general revenues such as fines and forfeitures, inspection fees, recreation fees, and miscellaneous revenues are recognized when received in cash or when measurable and available under the criteria described above.

Proprietary fund financial statements are reported using the economic resources measurement focus and the accrual basis of accounting, as described previously in this note. Agency funds follow the accrual basis of accounting, and do not have a measurement focus.

WAUKESHA COUNTY, WISCONSIN
NOTES TO FINANCIAL STATEMENTS
December 31, 2018

NOTE 1 – SUMMARY OF SIGNIFICANT ACCOUNTING POLICIES (CONT'D)

The enterprise funds distinguish operating revenues and expenses from nonoperating items. Operating revenues and expenses generally result from providing services and producing and delivering goods in connection with a proprietary fund's principal ongoing operations. The principal operating revenues of the County's proprietary funds are charges to customers for sales and services. Operating expenses for proprietary funds include the cost of sales and services, administrative expenses, and depreciation on capital assets. All revenues and expenses not meeting this definition are reported as nonoperating revenues and expenses.

The preparation of financial statements in conformity with generally accepted accounting principles requires management to make estimates and assumptions that affect the reported amounts of assets, deferred outflows of resources, liabilities, and deferred inflows of resources and disclosure of contingent assets and liabilities at the date of the financial statements and the reported amounts of revenues and expenditures/expenses during the reporting period. Actual results could differ from those estimates.

D. ASSETS, DEFERRED OUTFLOWS OF RESOURCES, LIABILITIES, DEFERRED INFLOWS OF RESOURCES AND NET POSITION OR EQUITY

1. Deposits and Investments

For purposes of the statement of cash flows, the County considers all highly liquid investments with an initial maturity of three months or less when acquired to be cash equivalents.

State statutes restrict investment of County funds. Available investments are limited to:

- a. Time deposits in any credit union, bank, savings bank or trust company.
- b. Bonds or securities of any county, city, drainage district, technical college district, village, town, or school district of the state. Also, bonds issued by a local exposition district, a local professional baseball park district, a local professional football stadium district, a local cultural arts district, the University of Wisconsin Hospitals and Clinics Authority, or the Wisconsin Aerospace Authority.
- c. Bonds or securities issued or guaranteed by the federal government.
- d. The State of Wisconsin Local Government Investment Pool.
- e. Any security maturing in seven years or less and having the highest or second highest rating category of a nationally recognized rating agency.
- f. Securities of an open-end management investment company or investment trust, subject to various conditions and investment options.
- g. Repurchase agreements with public depositories, with certain conditions.

The County's adopted investment policy is more restrictive than the state statutes in that it limits participation in investment pools to 10% of total pool assets and prohibits investments in foreign securities and the use of leverage. County policy also limits the use of open-ended management investments (mutual funds) to Aaa/AAA rated money market funds.

Investments are stated at fair value, which is the amount at which an investment could be exchanged in a current transaction between willing parties. Fair values are based on methods and inputs as outlined in Note 4. No investments are reported at amortized cost. Adjustments necessary to record investments at fair value are recorded in the operating statement as increases or decreases in investment earnings. Investment earnings on commingled investments of various County funds is allocated based on average balances, in accordance with adopted policies. A total of \$448,780 of investment interest was allocated to other funds in 2018.

WAUKESHA COUNTY, WISCONSIN
 NOTES TO FINANCIAL STATEMENTS
 December 31, 2018

NOTE 1 – SUMMARY OF SIGNIFICANT ACCOUNTING POLICIES (CONT'D)

The Wisconsin Local Government Investment Pool (LGIP) is part of the State Investment Fund (SIF), and is managed by the State of Wisconsin Investment Board. The SIF is not registered with the Securities and Exchange Commission, but operates under the statutory authority of Wisconsin Statutes Chapter 25. The SIF reports the fair value of its underlying assets annually. Participants in the LGIP have the right to withdraw their funds in total on one day's notice. At December 31, 2018, the fair value of the County's share of the LGIP's assets was substantially equal to the amount as reported in these statements. See Note 4 for further information.

The Wisconsin Investment Series Cooperative (WISC) Investment Class fund is managed by PMA Financial Network Inc. WISC was formed through an intergovernmental cooperation agreement, and accepts deposits from public entities within the State of Wisconsin. Participants in WISC have the right to withdraw their funds in total on a same day basis, provided they initiate the transaction prior to the deadline established in WISC's Information Statement. At December 31, 2018, the fair value of the County's share of WISC's assets was substantially equal to the amount as reported in these statements. See Note 4 for further information.

2. Receivables

Property taxes are levied in December on the assessed value as of the prior January 1. In addition to property taxes for the County, taxes are collected for and remitted to the state and local governments as well as the local school district and technical college district.

Property tax calendar – 2018 tax roll:

Lien date and levy date	December 2018
Tax bills mailed	December 2018
Payment in full, or	January 31, 2019
First installment due	January 31, 2019
Second installment due	July 31, 2019
Personal property taxes in full	January 31, 2019
Tax sale – 2018 delinquent real estate taxes	October 2021

The county collects such taxes and remits them periodically. The 2018 county property tax levy is recognized as a receivable and deferred inflows in fiscal 2018, net the allowance for uncollectible. As the taxes become available to finance current expenditures, they are recognized as revenues. At December 31, 2018, the property taxes receivable and related deferred inflows consisted of the estimated amount collectible from the 2018 levy.

During the course of operations, transactions occur between individual funds that may result in amounts owed between funds. Short-term interfund loans are reported as "due to and from other funds." Long-term interfund loans (noncurrent portion) are reported as "advances from and to other funds." Interfund receivables and payables between funds within governmental activities are eliminated in the statement of net position. Any residual balances outstanding between the governmental activities and business-type activities are reported in the government-wide financial statements as "internal balances".

In the governmental fund financial statements, advances to other funds are offset equally by a nonspendable fund balance account, which indicates that they do not constitute expendable available financial resources and, therefore are not available for appropriation or by a restricted fund balance account, if the funds will ultimately be restricted when the advance is repaid.

3. Inventories and Prepaid Items

Governmental fund inventories, if material, are recorded at cost based on the average cost method using the

WAUKESHA COUNTY, WISCONSIN
NOTES TO FINANCIAL STATEMENTS
December 31, 2018

NOTE 1 – SUMMARY OF SIGNIFICANT ACCOUNTING POLICIES (CONT'D)

consumption method of accounting. Proprietary fund inventories are generally used for construction and/or for operation and maintenance work. They are valued at cost based on the average cost method and charged to operation and maintenance expense when used. Inventory quantities at December 31, 2018 were determined by physical counts.

Certain payments to vendors reflect costs applicable to future accounting periods and are recorded as prepaid items in both government-wide and fund financial statements. The cost of prepaid items is recorded as expenditures/expenses when consumed rather than when purchased.

4. Restricted Assets

Mandatory segregations of assets are presented as restricted assets. Such segregations are required by bond agreements and other external parties.

5. Capital Assets

GOVERNMENT –WIDE STATEMENTS

Capital assets, which include property, plant, and equipment, are reported in the government-wide financial statements. The County defines capital assets as assets with an initial cost of more than \$5,000 for general capital assets and \$100,000 for infrastructure assets, and an estimated useful life in excess of one year. All capital assets are valued at historical cost or estimated historical cost if actual amounts are unavailable. Donated capital assets are recorded at their estimated acquisition value at the date of donation.

Additions to and replacements of capital assets of business-type activities are recorded at original cost, which includes material, labor, overhead, and an allowance for the cost of funds used during construction when significant. For tax-exempt debt, the amount of interest capitalized equals the interest expense incurred during construction netted against any interest revenue from temporary investment of borrowed fund proceeds. No interest expense was capitalized in 2018. The cost of renewals and betterments relating to retirement units is added to plant accounts. The cost of property replaced, retired or otherwise disposed of is deducted from plant accounts and, generally, together with removal costs less salvage, is charged to accumulated depreciation.

Depreciation/amortization of all exhaustible capital assets is recorded as an allocated expense in the statement of activities, with accumulated depreciation/amortization reflected in the statement of net position. Depreciation or amortization is provided over the assets' estimated useful lives using the straight-line method of depreciation or amortization.

The range of estimated useful lives by type of asset is as follows:

Buildings	25-40 Years
Land Improvements	20 Years
Vehicles	2-10 Years
Machinery and Equipment	2-15 Years
Software	5 Years
Infrastructure	15-50 Years

FUND FINANCIAL STATEMENTS

In the fund financial statements, capital assets used in governmental fund operations are accounted for as capital outlay expenditures of the governmental fund upon acquisition. Capital assets used in proprietary fund operations are accounted for the same way as in the government-wide statements.

6. Deferred Outflows of Resources

A deferred outflow of resources represents a consumption of net position/fund balance that applies to a future period and will not be recognized as an outflow of resources (expense/expenditures) until that future time.

WAUKESHA COUNTY, WISCONSIN
NOTES TO FINANCIAL STATEMENTS
December 31, 2018

NOTE 1 – SUMMARY OF SIGNIFICANT ACCOUNTING POLICIES (CONT'D)

7. Compensated Absences

Under terms of employment, employees are granted sick leave and vacations in varying amounts. Only benefits considered to be vested are disclosed in these statements.

All vested vacation and sick leave pay is accrued when incurred in the government-wide and proprietary fund financial statements. A liability for these amounts is reported in governmental funds only if they have matured, for example, as a result of employee resignations and retirements.

Payments for vacation and sick leave will be made at rates in effect when the benefits are used. Accumulated vacation and sick leave liabilities at December 31, 2018 are determined on the basis of current salary rates and include salary related payments.

Amounts accrued in the government-wide statement of net position are considered due within one year because the county considers the carryover balances to be used before new benefit allocations.

8. Long-Term Obligations

All long-term obligations to be repaid from governmental and business-type resources are reported as liabilities in the government-wide statements. The long-term obligations consist primarily of notes and bonds payable and accrued compensated absences.

Long-term obligations for governmental funds are not reported as a liability in the fund financial statements. The debt proceeds are reported as other financing sources and payments of principal and interest are reported as expenditures. The accounting in proprietary funds is the same as it is in the government-wide statements.

For the government-wide statements and proprietary fund statements, bond premiums and discounts are amortized over the life of the issue using the effective interest method. The balance at year-end is shown as an increase or decrease in the liability section of the statement of net position.

9. Deferred Inflows of Resources

A deferred inflow of resources represents an acquisition of net position/fund balance that applies to a future period and therefore will not be recognized as an inflow of resources (revenue) until that future time.

10. Equity Classifications

GOVERNMENT-WIDE STATEMENTS

Equity is classified as net position and displayed in three components:

- a. Net investment in capital assets – Consists of capital assets including restricted capital assets, net of accumulated depreciation/amortization and reduced by the outstanding balances (excluding unspent debt proceeds) of any bonds, mortgages, notes, or other borrowings that are attributable to the acquisition, construction, or improvement of those assets.
- b. Restricted net position – Consists of net position with constraints placed on their use either by 1) external groups such as creditors, grantors, contributors, or laws or regulations of other governments or, 2) law through constitutional provisions or enabling legislation.
- c. Unrestricted net position – All other net positions that do not meet the definition of “restricted” or “net investment in capital assets.”

When both restricted and unrestricted resources are available for use, it is the County's policy to use restricted resources first, and then unrestricted resources as they are needed.

WAUKESHA COUNTY, WISCONSIN
NOTES TO FINANCIAL STATEMENTS
December 31, 2018

NOTE 1 – SUMMARY OF SIGNIFICANT ACCOUNTING POLICIES (CONT'D)

FUND STATEMENTS

Governmental fund balances are displayed as follows: nonspendable, restricted, committed, assigned, and unassigned. Nonspendable fund balance is inherently so; it is the portion of net resources that cannot be spent because of their form or because they must be maintained intact. Restricted fund balance has externally enforceable limitations on use, either by creditors, grantors, contributors, or laws and regulations. Committed fund balance has self-imposed limitations (through formal action of ordinance by the County Board) set in place prior to the end of the period. Assigned fund balance has limitations established by the Director of Administration; the County Board takes official action to assign amounts through ordinance, adoption of the annual budget, and adoption of the capital projects plan. Unassigned fund balance includes residual positive fund balance within the general fund which has not been classified within the other above mentioned categories. Unassigned fund balance may also include negative balances for any governmental fund if expenditures exceed amounts restricted, committed, or assigned for those purposes.

Proprietary fund equity is classified the same as in the government-wide statements.

The County considers restricted amounts to be spent first when both restricted and unrestricted fund balance is available unless there are legal document/contracts that prohibit doing this, such as in grant agreements requiring dollar for dollar spending. Additionally, the County would first use committed, then assigned and lastly unassigned amounts of unrestricted fund balance when expenditures are made.

The County has a formal fund balance policy. The County will maintain unassigned fund balances to provide necessary working capital to avoid cash flow interruptions and short-term borrowing to fund daily operations. The ratio of unassigned fund balance to general and special revenue fund expenditures will be maintained at a minimum of 11%. Fund balance reserves will not be used to offset continuous operation costs.

11. Pension

For purposes of measuring the net pension liability (asset), deferred outflows of resources and deferred inflows of resources related to pensions, and pension expense, information about the fiduciary net position of the Wisconsin Retirement System (WRS) and additions to/deductions from WRS' fiduciary net position have been determined on the same basis as they are reported by WRS. For this purpose, benefit payments (including refunds of employee contributions) are recognized when due and payable in accordance with the benefit terms. Investments are reported at fair value.

WAUKESHA COUNTY, WISCONSIN
 NOTES TO FINANCIAL STATEMENTS
 December 31, 2018

NOTE 2 – RECONCILIATION OF GOVERNMENT-WIDE AND FUND FINANCIAL STATEMENTS

A. EXPLANATION OF CERTAIN DIFFERENCES BETWEEN THE GOVERNMENTAL FUND BALANCE SHEET AND THE STATEMENT OF NET POSITION

The governmental fund balance sheet includes a reconciliation between *fund balance – total governmental funds* and *net position – governmental activities* as reported in the government-wide statement of net position. One element of that reconciliation states that “Capital assets used in governmental activities are not financial resources, and therefore are not reported as assets in governmental funds.” The details of this are as follows:

Land	\$61,151,914
Construction in progress	22,113,240
Buildings and improvements	239,737,709
Machinery, equipment, and vehicles	53,073,086
Software	13,566,740
Infrastructure	279,016,280
Less: Accumulated depreciation/amortization	(286,730,679)
Less: Internal service fund capital assets, net of depreciation	(16,731,447)
Adjustment for Capital Assets	<u>\$365,196,843</u>

Another element of that reconciliation states that “Long-term liabilities, including bonds and notes payable, are not due and payable in the current period, and therefore are not reported as liabilities in the funds.” The details of this are as follows:

Notes payable	\$74,595,000
Unamortized debt premium	1,296,947
Unamortized debt discount	(5,723)
Compensated absences	5,488,610
Accrued interest payable	403,836
Total	<u>\$81,778,670</u>

WAUKESHA COUNTY, WISCONSIN
 NOTES TO FINANCIAL STATEMENTS
 December 31, 2018

NOTE 2 – RECONCILIATION OF GOVERNMENT-WIDE AND FUND FINANCIAL STATEMENTS (CONT'D)

B. EXPLANATION OF CERTAIN DIFFERENCES BETWEEN THE GOVERNMENTAL FUND STATEMENT OF REVENUES, EXPENDITURES, AND CHANGES IN FUND BALANCES AND THE GOVERNMENT-WIDE STATEMENT OF ACTIVITIES

The governmental fund statement of revenues, expenditures, and changes in fund balances includes a reconciliation between net changes in fund balances – total governmental funds and changes in net position of governmental activities as reported in the government-wide statement of activities. One element of that reconciliation explains, “Governmental funds report capital outlays as expenditures. However, in the statement of activities, the cost of those assets is allocated over their estimated useful lives as depreciation expense. This is the amount by which capital assets exceed depreciation in the current period.” The details of are as follows:

Capital outlay per fund financial statements	\$15,171,112
Some items are recorded as capital outlay in the fund financial statements, but do not meet the County's capitalization policy, and therefore are not capitalized in the government-wide statements	(\$5,556,206)
Some additions to capital assets are contributed to the County and therefore are not reported as expenditures in the fund financial statements	2,361,455
Depreciation expense (net of internal service funds)	(18,365,622)
Total	(\$6,389,261)

Another element of that reconciliation states, “Some expenses reported in the statement of activities, do not require the use of current financial resources and therefore are not reported as expenditures in governmental funds.” The details of this are as follows:

Compensated absences	\$ (460,255)
Accrued interest payable	(17,685)
Total	\$ (477,940)

NOTE 3 – STEWARDSHIP, COMPLIANCE, AND ACCOUNTABILITY

A. BUDGETARY INFORMATION

Budgetary information is derived from the annual operating budget and is presented using the same basis of accounting for each fund as described in Note 1.

Wisconsin Statute 65.90 requires that an annual budget be adopted for all funds. Accordingly, a budget has been adopted for the general fund and all special revenue, debt service, capital project, enterprise, and internal service funds. These budgets are prepared on a basis consistent with generally accepted accounting principles. Budgets are not formally adopted for agency funds.

Expenditures cannot legally exceed appropriations at the department level, pursuant to s.65.90, Wisconsin State Statutes. However, for the general and special revenue funds, the County has chosen a more restrictive control in the form of appropriation units, defined as groups of account classes within a department, including personnel costs, operating expenses, interdepartmental charges, and capital outlay. For proprietary funds, budgetary control is at the fund level. For capital project funds, budgetary control is at the individual project level.

WAUKESHA COUNTY, WISCONSIN
 NOTES TO FINANCIAL STATEMENTS
 December 31, 2018

NOTE 3 – STEWARDSHIP, COMPLIANCE, AND ACCOUNTABILITY (CONT'D)

State statutes, (s.65.905 (a)), also provide for the County Board to authorize an amendment of the budget by a vote of two-thirds of the entire membership of the Board. The County Board has authorized the Finance Committee, under County Code Section 2-211(c)(3), the following fund transfer authority:

A transfer of funds from one appropriation unit to another within the department budget.

A transfer of funds from the contingency fund, not to cumulatively exceed 10% of the funds originally appropriated for a department in a fiscal year.

In addition, the statutes allow supplemental budget appropriations to be made from unanticipated revenues received or fund equity, as defined by ordinance and adopted by two-thirds approval of the County Board.

Supplemental appropriations necessary for 2018 were as follows:

	Adopted Budget	Modified Budget*	Change
General	\$ 176,087,878	\$ 176,587,345	\$ 499,467
Special Revenue	26,197,841	28,112,259	1,914,418
Debt Service	14,892,840	14,892,840	-
Capital projects	18,288,300	18,687,300	399,000
Enterprise	11,962,661	11,962,661	-
Internal Service	43,463,428	45,963,428	2,500,000
Totals	\$ 290,892,948	\$ 296,205,833	\$ 5,312,885

*Excludes carryover project funds from prior years for general (\$1,027,021) special revenue (\$3,695,806), capital projects (\$17,389,665), enterprise (\$188,054) and internal service (\$220,038).

The adopted budgets for the general, special revenue, debt service and capital project funds are prepared on a basis consistent with generally accepted accounting principles. A comparison of budget and actual is included in the accompanying required supplementary information and supplementary information for governmental fund types with annual budgets.

The adopted budgets for enterprise and internal service funds are prepared on a basis consistent with generally accepted accounting principles. Both budget and accounting treat depreciation as an expense and for budget purposes capital outlay is a memo entry only.

WAUKESHA COUNTY, WISCONSIN
NOTES TO FINANCIAL STATEMENTS
December 31, 2018

NOTE 3 – STEWARDSHIP, COMPLIANCE, AND ACCOUNTABILITY (CONT'D)

Budget and actual comparisons (excluding capital project revenues and expenses) of the County's enterprise and internal service funds for the year ended December 31, 2018 are as follows:

Enterprise Funds	Revenues		Expenses	
	Budget	Actual	Budget	Actual **
Airport *	\$ 1,028,168	\$ 1,089,042	\$ 1,208,997	\$ 1,164,087
Golf Courses	3,253,662	2,625,007	3,253,662	3,069,703
Ice Arena *	1,235,157	1,063,044	1,237,797	1,156,064
Radio Services	1,073,830	1,396,752	1,825,506	922,173
Materials Recovery Facility	3,209,339	2,920,248	4,624,753	4,420,773
Internal Service Funds				
Heath and Dental Insurance	\$ 24,452,000	\$ 24,863,225	\$ 27,364,200	\$ 27,217,643
Vehicle Replacement	3,387,309	3,616,349	3,387,309	3,347,679
Risk Mgmt/Self-Insurance	2,811,174	2,528,654	2,811,174	2,805,574
Central Fleet Maintenance	3,783,478	3,635,240	3,884,561	3,719,900
Collections	947,041	872,680	997,041	928,772
End User Technology Fund	6,774,528	5,915,390	7,739,181	7,232,606

*Actual expenses exclude depreciation expense for capital assets acquired by grants externally restricted for capital acquisitions and construction (Ice Arena, \$116,604; Airport, \$1,022,616).

**Actual expenses exclude pension expenses caused by unbudgeted GASB 68 pension net assets/liability adjustments (Airport, \$5,517; Golf Courses, \$22,279; Ice Arena, \$7,124; Radio Services, \$5,116; Materials Recovery Facility, \$6,701; Risk Mgmt/Self-Insurance, \$5,730; Central Fleet Maintenance, \$20,427; Collections, \$10,386; End User Technology Fund \$67,257)

Budgetary amounts lapse at year-end, except for unexpended appropriations for capital projects, which carry forward to the ensuing year. The County Board, by ordinance, can authorize the carry forward of prior year's unexpended appropriations to the ensuing year.

B. EXCESS EXPENDITURES OVER APPROPRIATIONS

No funds had excess expenditures over appropriations.

WAUKESHA COUNTY, WISCONSIN
 NOTES TO FINANCIAL STATEMENTS
 December 31, 2018

NOTE 3 – STEWARDSHIP, COMPLIANCE, AND ACCOUNTABILITY (CONT'D)

C. DEFICIT BALANCES

No funds had a deficit balance at December 31, 2018.

D. PROPERTY TAX LEVY INCREASE LIMITS

Wisconsin law limits the County's future tax levies. The County is limited to its prior tax levy dollar amount, increased by the greater of the percentage change in the County's equalized value due to new construction, or zero percent. Changes in debt service from one year to the next are generally exempt from this limit with certain exceptions. The County is required to reduce its allowable levy by the estimated amount of fee revenue it collects for certain services, if those services were funded in 2013 by the property tax levy. Levies can be increased above the allowable limits if the amount is approved by referendum.

NOTE 4 – DEPOSITS AND INVESTMENTS

The County maintains a cash and investment pool that is available for use by all funds. The deposit and investment balances of the various fund types on December 31, 2018 are as follows:

General Fund	\$56,243,859
Special Revenue Funds	6,230,668
Debt Service Funds	1,182,087
Capital Projects Funds	32,509,618
Enterprise Funds	14,938,387
Enterprise Funds – Restricted	602,661
Internal Service Funds	14,168,760
Internal Service Funds – Restricted	479,124
Agency Funds	43,584,426
Total - Primary Government	\$169,939,590
Component Unit	1,678,038
Grand Total	\$171,617,628

The County has adopted a formal investment policy which delegates authority to the Director of Administration to invest the money of the County, to sell or exchange securities purchased and to provide for the safekeeping of such securities. The Department of Administration contracts with investment advisory firms for investment management services.

Investment Risk Factors

There are many factors that can affect the value of investments, such as credit risk, custodial credit risk, concentration of credit risk, interest rate risk and foreign currency risk.

Credit Risk

Fixed income securities are subject to credit risk, which is the chance that a bond issuer will fail to pay interest or principal in a timely manner, or that negative perceptions of the issuer's ability to make these payments will cause security prices to decline. The circumstances may arise due to a variety of factors such as financial weakness, bankruptcy, litigation and/or adverse political developments.

WAUKESHA COUNTY, WISCONSIN
NOTES TO FINANCIAL STATEMENTS
December 31, 2018

NOTE 4 – DEPOSITS AND INVESTMENTS (CONT'D)

A bond's credit quality is an assessment of the issuer's ability to pay interest on the bond, and ultimately, to pay the principal. Credit quality is evaluated by one of the independent bond rating agencies, such as Moody's Investors Service (Moody's) or Standard and Poor's (S&P). The lower the rating, the greater the chance, in the rating agency's opinion, that the bond issuer will default or fail to meet its payment obligations. Generally, the lower a bond's credit rating, the higher its yield should be to compensate for the additional risk. The County's investment policy permits investments in securities only rated in the top two rating categories by Moody's and/or S&P.

Certain fixed income securities, including obligations of the U.S. government or those explicitly guaranteed by the U.S. government are not considered to have credit risk.

The credit risk profile for fixed income securities at December 31, 2018 is as follows:

U.S. Government Guaranteed	
U.S. Treasury	\$24,067,812
U.S. Agencies	66,779,780
Total U.S. Government Guaranteed	\$90,847,592
Money Market Accounts	
AAAm - First American Government Obligations Fund	\$4,775,274
AAAm - Wisconsin Investment Series Cooperative	\$9,167,540
Unrated - Wisconsin Local Government Investment Pool	2,300,861
Total Money Market Accounts	\$16,243,675
U.S. Agencies	
AAA rated	\$3,865,077
Municipal Bonds	
AAA rated	\$1,806,267
AA rated	\$2,003,334
Total Municipal Bonds	\$3,809,601
Corporate Bonds	
AAA rated	\$519,361
AA rated	\$11,545,374
A rated	\$2,371,272
BBB rated	\$230,098
Total Corporate Bonds	\$14,666,105
Grand Total	\$129,432,050

Custodial Credit Risk

Custodial credit risk is the risk that in the event of the failure of the custodian holding the County's deposits and investments, the deposits and investments may not be returned.

As of December 31, 2018 the carrying amount of the County's deposits was \$40,585,277 and the bank balance was \$41,774,794. \$41,774,794 of the bank balance at year-end was covered by Federal and State depository insurance or by collateral held by the County's agent in the County's name. None of the bank balance was uninsured or uncollateralized at year-end. In addition, the County maintains petty cash funds in the amount of \$118,719. The difference between the bank balance and carrying value is due to outstanding checks and/or deposits in transit.

Deposits in banks are insured by the Federal Deposit Insurance Corporation (FDIC) in the amount of \$250,000 for time and savings accounts (including NOW accounts) and \$250,000 for demand deposit accounts (interest-bearing and noninterest-bearing). Bank accounts are also insured by the State Deposit Guarantee Fund in the amount of \$400,000. However, due to the nature of this fund, recovery of material principal losses may not be significant to individual municipalities.

The County's Investment Policy requires all investment institutions acting as a depository for the County to

WAUKESHA COUNTY, WISCONSIN
NOTES TO FINANCIAL STATEMENTS
December 31, 2018

NOTE 4 – DEPOSITS AND INVESTMENTS (CONT'D)

enter into a “depository agreement” requiring the depository to pledge collateral to secure deposits over and above the \$250,000 of federal depository insurance and the \$400,000 covered by the State Deposit Guarantee. All securities serving as collateral shall be specifically pledged to the County (not as part of a pooled fund) and placed in a custodial account at a Federal Reserve Bank, a trust department of a commercial bank, or through another financial institution, or by a letter of credit issued by a Aaa rated Federal Home Loan Bank. The custodian may not be owned or controlled by the depository institution or its holding company unless it is a separately operated trust institution. The custodian shall send statements of pledged collateral to the Treasurer’s Office on a monthly basis.

The County’s Investment Policy requires all of the County’s investments to be held in the County’s name by a third party custodian (a bank trust company), or be part of an external investment pool. There is no custodial credit risk exposure for these investments.

Concentration of Credit Risk

Concentration of credit risk is the risk associated with a lack of diversification of having significant funds invested in a few individual issuers, thereby exposing the County to greater risks resulting from adverse economic, political, regulatory, geographic or credit developments.

Major issuers (over five percent of total investments) in the County’s portfolio as of December 31, 2018 are as follows:

Issuer	Amount	Percentage
Federal National Mortgage Association	\$25,868,448	22.8%
US Treasury	24,067,812	21.3%
Federal Home Loan Mortgage Corp.	19,596,577	17.3%
US Small Business Administration	15,958,058	14.1%
Government National Mortgage Association	3,929,747	3.5%
Other Issuers (none over 5%)	23,767,733	21.0%
Grand Total	\$113,188,375	100.0%

The County’s Investment Policy limits participation in investment pools or money market funds to no greater than ten percent of the total funds invested in the pool, based on monthly statement ending balances. There are no restrictions relating to concentration of credit risk on investments in debt securities.

Interest Rate Risk

The maturity limits in the County’s investment policy are 120 days average maturity for money markets, 270 days for commercial paper, (which the County does not currently own) and 7 years on out of state general obligation securities. The County doesn’t have any overall restrictions, and instead manages risk on an individual portfolio basis.

The County’s Investment Policy specifies duration as the method to manage interest rate risk for its investments. In practice, the County contracts with professional portfolio management firms for its investments. Each portfolio management firm has been assigned a widely recognized benchmark or combination of benchmarks thereof, consistent with their management strategy. Dana Investment Advisors has been assigned a hybrid index consisting of 70 percent of the Citigroup 1 Year Treasury Index and 30 percent of the Merrill Lynch Mortgage Backed Index as their benchmark. J.P. Morgan Asset Management and Galliard Capital Management have been assigned a hybrid index consisting of 70 percent of the Barclays Capital Intermediate Government Index and 30 percent of the Barclays Capital Mortgage Index as their benchmark. Galliard Capital Management – Corporate Portfolio has been assigned the Barclays 1-

WAUKESHA COUNTY, WISCONSIN
NOTES TO FINANCIAL STATEMENTS
December 31, 2018

NOTE 4 – DEPOSITS AND INVESTMENTS (CONT'D)

5 Year US Corporate Index. Alberts Investment Management has been assigned the State of Wisconsin Local Government Investment Pool plus 25 basis points.

In addition to using the assigned benchmarks to evaluate the performance of the portfolio management firms, the firms also manage interest rate risk by maintaining the effective duration of their portfolios consistent to the duration of the assigned benchmark. The duration of the County's overall investments at December 31, 2018 is as follows (total duration includes money market accounts, which are not listed in the table):

Investment Type	Amount	Effective Duration
Federal Agency Coupon Securities	\$11,691,285	4.56 years
Federal Agency Discount Securities	164,968	3.83 years
U.S. Government Instrumentality Securities	985,120	0.25 years
U.S. Treasury Coupon Securities	9,486,920	2.43 years
U.S. Treasury Discount Securities	13,768,763	3.88 years
U.S. Treasury Inflation Protected Securities	812,129	0.00 years
Federal Agency Mortgage Pass Through Securities	57,774,297	3.60 years
Reverse Mortgage Securities	29,187	0.32 years
Municipal Bonds	3,809,601	2.49 years
Corporate Bonds	14,666,105	2.22 years
Grand Total	\$113,188,375	2.33 years

For money market fund investments, weighted average maturity is used to measure interest rate risk. The weighted average maturity of all of the County's money market investments at December 31, 2018 is as follows:

Fund Name	Amount	Weighted Average Maturity
Wisconsin Local Government Investment Pool	\$2,300,861	19 days
Wisconsin Investment Series Cooperative	9,167,540	25 days
First American Government Obligations Money Market Fund	4,775,274	24 days
Grand Total	\$16,243,675	

Foreign Currency Risk

The County's Investment Policy does not permit investments in securities of foreign issuers or in securities denominated in a currency other than the U.S. Dollar.

WAUKESHA COUNTY, WISCONSIN
NOTES TO FINANCIAL STATEMENTS
December 31, 2018

NOTE 4 – DEPOSITS AND INVESTMENTS (CONT'D)

Fair Value

The County categorizes its fair value measurements within the fair value hierarchy established by generally accepted accounting principles. The hierarchy is based on the valuation inputs used to measure the fair value of the asset. Level 1 inputs are quoted prices in active markets for identical assets. Level 2 inputs are significant other observable inputs. Level 3 inputs are significant unobservable inputs.

Market valuations for the County's investment securities are provided by its third party custodial bank, US Bank. The valuation methods used by US Bank for recurring fair value measurements are as follows:

Investment Type	Primary Vendor/Source	Update Frequency	Methodology	Secondary Vendor/Source	Hierarchy Level
Federal Agency Coupon Securities	ICE (Intercontinental Exchange)	Daily	Institutional Bond Quotes – evaluations based on various market and industry inputs	Standard & Poors, Bloomberg	2
Federal Agency Discount Securities	ICE (Intercontinental Exchange)	Daily	Institutional Bond Quotes – evaluations based on various market and industry inputs	Standard & Poors, Bloomberg	2
U.S. Treasury Coupon Securities	ICE (Intercontinental Exchange)	Daily	Institutional Bond Quotes – evaluations based on various market and industry inputs	Standard & Poors, Bloomberg	1
U.S. Treasury Discount Securities	ICE (Intercontinental Exchange)	Daily	Institutional Bond Quotes – evaluations based on various market and industry inputs	Standard & Poors, Bloomberg	2
U.S. Treasury Inflation Protected Securities	ICE (Intercontinental Exchange)	Daily	Institutional Bond Quotes – evaluations based on various market and industry inputs	Standard & Poors, Bloomberg	2
Federal Agency Mortgage Pass Through Securities	ICE (Intercontinental Exchange)	Daily	Mortgage-Backed Securities Pricing – evaluations based on various market and industry inputs	Standard & Poors, Bloomberg	2
Reverse Mortgage Securities	ICE (Intercontinental Exchange)	Daily	Mortgage-Backed Securities Pricing – evaluations based on various market and industry inputs	Standard & Poors, Bloomberg	2
Municipal Bonds	Standard & Poors	Daily	Evaluations based on various market and industry inputs	FT Interactive Data, Bloomberg	2
Corporate Bonds	FT Interactive Data	Daily	Institutional Bond Quotes – evaluations based on various market and industry inputs	Standard & Poors, Bloomberg	2

WAUKESHA COUNTY, WISCONSIN
NOTES TO FINANCIAL STATEMENTS
December 31, 2018

NOTE 4 – DEPOSITS AND INVESTMENTS (CONT'D)

The breakdown of the County's investments by the fair value hierarchy is as follows:

Investment Type	Level 1	Level 2	Total
Federal Agency Coupon Securities		\$11,691,285	\$11,691,285
Federal Agency Discount Securities		\$164,968	\$164,968
U.S. Government Instrumentality Securities		\$985,120	\$985,120
U.S. Treasury Coupon Securities	\$9,486,920		\$9,486,920
U.S. Treasury Discount Securities		\$13,768,762	\$13,768,762
U.S. Treasury Inflation Protected Securities	\$812,130		\$812,130
Federal Agency Mortgage Pass Through Securities		\$57,774,297	\$57,774,297
Reverse Mortgage Securities		\$29,187	\$29,187
Municipal Bonds		\$3,809,601	\$3,809,601
Corporate Bonds		\$14,666,105	\$14,666,105
Grand Total	\$10,299,050	\$102,889,325	\$113,188,375

The County does not have any Level 3 investments.

NOTE 5 – RECEIVABLES

Property Taxes

The County's property taxes are levied on or before December 31 on the equalized valuation as of the prior January 1 for all general property located in the County. The taxes are due and payable in the following year. Such amounts are recorded as property taxes receivable and deferred inflows in the accompanying financial statements. The aggregate levy of \$107,866,570 will be recognized as revenue during 2019.

Property taxes are recognized in the appropriate fund as revenues in the succeeding year when they are collected and available to finance services. If not collected by July 31st the delinquent property taxes are recorded as receivables and deferred inflows in the general fund. Delinquent property taxes are recognized as revenue when collected. Simple interest and penalty of 1 1/2 percent per month on delinquent property taxes are assessed by the County and recognized as revenue when received.

The County purchases uncollected property taxes from other taxing authorities at the unpaid amount to facilitate the collection of the taxes. The purchases are a financing arrangement and are not included in property tax revenues.

Local treasurers collect property taxes levied, typically through the last day of January in each year.

At this time, a settlement process between the county treasurer and local treasurers determines the amount due to the various taxing districts. Tax collection becomes the responsibility of the County and taxes receivable represent unpaid taxes levied for all taxing entities within the County. The exceptions to this process are the Cities of Muskego, New Berlin, Oconomowoc and Waukesha and the Villages of Mukwonago and Sussex, wherein the settlement process does not occur until August of each year. Periodic advances from these taxing districts to the County are made prior to August of each year.

On August 31, the tax lien date, all unpaid taxes are reflected as tax certificates. No allowance for losses on delinquent taxes has been provided because of the County's demonstrated ability to recover any losses through the sale of the property.

Delinquent property taxes purchased from other taxing authorities are reflected as nonspendable fund balance at year-end. Delinquent property taxes levied by the County are shown as unavailable revenue and are excluded from the fund balance until collected.

WAUKESHA COUNTY, WISCONSIN
 NOTES TO FINANCIAL STATEMENTS
 December 31, 2018

NOTE 5 - RECEIVABLES (CONT'D)

At December 31, 2018, delinquent property taxes by year levied consisted of the following:

Tax Certificates	Total	County Levied	County Purchased
2017	\$ 2,328,144	\$ 267,271	\$ 2,060,873
2016	1,191,884	135,875	1,056,009
2015	486,317	55,781	430,536
2014	44,884	5,211	39,673
2013	20,316	2,241	18,075
2012	10,537	1,178	9,359
2011 and prior	2,029	222	1,807
Tax Deeds	240,596	33,662	206,934
Total Delinquent Property Taxes Receivable	\$ 4,324,707	\$ 501,441	\$ 3,823,266

Noncurrent Receivables

The amount of receivables not expected to be collected within one year includes an estimated \$2.5 million of property taxes and \$5.4 million of CDBG loans.

Unearned and Unavailable Revenue

Governmental funds report unearned and unavailable revenue in connection with receivables for revenues that are not considered to be available to liquidate liabilities of the current period. Property taxes levied for the subsequent year are not earned and cannot be used to liquidate liabilities of the current period. Governmental funds also defer revenue recognition in connection with resources that have been received, but not yet earned. At the end of the current fiscal year, the various components of unavailable revenue and unearned revenue reported in the governmental funds were as follows:

	Unavailable	Unearned
Property taxes receivable for subsequent year	\$0	\$107,824,007
Delinquent property taxes receivable	501,441	0
CDBG loans receivable	5,354,144	0
Other unearned revenue	0	866,853
Total unavailable/unearned revenue for governmental funds	\$5,855,585	\$108,690,860

Unearned revenue included in liabilities	\$866,853
Unearned revenue included in deferred inflows	107,824,007
Total unearned revenue for governmental activities	<u>\$108,690,860</u>

WAUKESHA COUNTY, WISCONSIN
 NOTES TO FINANCIAL STATEMENTS
 December 31, 2018

NOTE 6– DUE FROM OTHER GOVERNMENTS

At December 31, 2018, amounts due from other governments consisted of the following:

Federal:	
CDBG Grants	\$ 698,567
Health and Human Services Aid	5,582,711
Other Federal	79,449
State:	
WIOA Grants	419,863
Health and Human Services Aid	3,464,411
Dept of Transportation	719,336
Other State	1,479,445
County and Municipal	1,027,518
Total per Statement of Net Position	\$ 13,471,300

NOTE 7– RESTRICTED ASSETS

Mandatory segregation of assets is presented on the statement of net position as restricted assets. External parties require such segregations. Restricted assets reported in connection with the net pension asset balance must be used to fund employee benefits. Proprietary fund deposits are restricted as amounts are held by a third party on behalf of the County.

<u>Fund</u>	<u>Purpose</u>	<u>Amount</u>
Governmental Activities	Net Pension Asset	17,727,979
Business-type Activities	Net Pension Asset	367,754
Materials Recovery Facility Fund	Equipment Replacement Fund held by Milwaukee	602,661
Risk Management/Self Insurance	SIR deposit held by WMMIC	479,124
Risk Management/Self Insurance	Deposit with WMMIC	2,459,264
Total Restricted Assets per Statement of Net Position		<u>\$ 21,636,782</u>

NOTE 8– LONG TERM RECEIVABLES

Community Development Programs. As of December 31, 2018, \$5,354,144 is receivable from cities, villages, towns and non-profit corporations for federally funded Housing Assistance, Economic Development, and HOME loan programs.

WAUKESHA COUNTY, WISCONSIN
NOTES TO FINANCIAL STATEMENTS
December 31, 2018

NOTE 9 – CAPITAL ASSETS

Capital asset activity for the year ended December 31, 2018 was as follows:

Governmental Activities	Balance 1/1/2018	Additions	Deletions	Balance 12/31/2018
Capital assets not being depreciated:				
Land	\$ 61,126,271	\$ 25,643	\$ -	\$ 61,151,914
Construction in progress	\$ 28,825,270	\$ 8,957,361	\$ 15,669,391	\$ 22,113,240
Other Capital Assets				
Buildings	\$ 206,661,899	\$ 7,395,949	\$ 65,159	\$ 213,992,689
Land improvements	25,619,681	145,459	20,120	25,745,020
Machinery and equipment	34,595,350	1,630,275	2,549,070	33,676,555
Software	11,025,138	3,851,088	1,309,486	13,566,740
Vehicles	18,978,184	2,547,761	2,129,414	19,396,531
Infrastructure	272,695,281	6,350,152	29,153	279,016,280
Total other capital assets at historical cost	<u>\$ 569,575,533</u>	<u>\$ 21,920,684</u>	<u>\$ 6,102,402</u>	<u>\$ 585,393,815</u>
Less: Accumulated Depreciation/Amortization for:				
Buildings	\$ 81,142,330	\$ 6,007,560	\$ 48,261	\$ 87,101,629
Land improvements	16,298,066	2,569,649	19,928	18,847,787
Machinery and equipment	27,486,214	1,835,711	2,497,746	26,824,179
Software	7,166,923	1,026,261	1,309,486	6,883,698
Vehicles	10,330,028	2,507,528	2,129,415	10,708,141
Infrastructure	127,949,117	8,445,281	29,153	136,365,245
Total Accumulated Depreciation/Amortization	<u>\$ 270,372,678</u>	<u>\$ 22,391,990</u>	<u>\$ 6,033,989</u>	<u>\$ 286,730,679</u>
Net Other Capital Assets	<u>\$ 299,202,855</u>	<u>\$ (471,306)</u>	<u>\$ 68,413</u>	<u>\$ 298,663,136</u>
Total Governmental Activities Capital Assets	<u>\$ 389,154,396</u>	<u>\$ 8,511,698</u>	<u>\$ 15,737,804</u>	<u>\$ 381,928,290</u>

Depreciation/amortization expense was charged to functions as follows:

Justice and Public Safety	\$1,982,435
Health & Human Services	1,279,997
Environment, Parks, and Education	3,382,034
Public Works (includes roads, bridges, signals, buildings)	10,803,194
General Government	917,962
Vehicle Replacement Fund	3,244,225
Central Fleet	156,930
Collections	3,886
End User Technology Fund	621,327
Total Governmental Activities Depreciation/Amortization Expense	<u>\$22,391,990</u>

WAUKESHA COUNTY, WISCONSIN
NOTES TO FINANCIAL STATEMENTS
December 31, 2018

NOTE 9 – CAPITAL ASSETS (CONT'D)

Business-Type Activities	Balance 1/1/2018	Additions	Deletions	Balance 12/31/2018
Capital assets not being depreciated:				
Land	\$ 10,288,747	\$ -	\$ -	\$ 10,288,747
Construction in progress	\$ 7,561,379	\$ 708,800	\$ 769,521	\$ 7,500,658
Other Capital Assets				
Buildings	\$ 18,829,323	\$ 62,798	\$ -	\$ 18,892,121
Land improvements	25,691,021	798,070	-	26,489,091
Machinery and equipment	13,650,134	30,843	7,001	13,673,976
Software	15,622	-	-	15,622
Total other capital assets at historical cost	<u>\$ 58,186,100</u>	<u>\$ 891,711</u>	<u>\$ 7,001</u>	<u>\$ 59,070,810</u>
Less: Accumulated Depreciation/Amortization				
Buildings	\$ 12,488,334	\$ 562,926	\$ -	\$ 13,051,260
Land improvements	14,056,967	1,096,868	-	15,153,835
Machinery and equipment	8,382,315	723,646	6,998	9,098,963
Software	6,923	3,480	-	10,403
Total Accumulated Depreciation/Amortization	<u>\$ 34,934,539</u>	<u>\$ 2,386,920</u>	<u>\$ 6,998</u>	<u>\$ 37,314,461</u>
Net Other Capital Assets	<u>\$ 23,251,561</u>	<u>\$ (1,495,209)</u>	<u>\$ 3</u>	<u>\$ 21,756,349</u>
Total Business-Type Activities Capital Assets	<u>\$ 41,101,687</u>	<u>\$ (786,409)</u>	<u>\$ 769,524</u>	<u>\$ 39,545,754</u>

Depreciation/Amortization expense was charged to functions as follows:

Radio Services	\$ 44,675
Golf Courses	173,346
Ice Arenas	237,326
Materials Recovery Facility	660,260
Airport Operations/Development	1,271,313
Total Business-type Activities Depreciation/Amortization Expense	<u>\$ 2,386,920</u>

Depreciation expense may be different from business-type activity accumulated depreciation additions because of joint metering, salvage, cost of removal, internal allocations, or costs associated with the disposal of assets.

WAUKESHA COUNTY, WISCONSIN
 NOTES TO FINANCIAL STATEMENTS
 December 31, 2018

NOTE 10 – INTERFUND RECEIVABLES/PAYABLES/ADVANCES AND TRANSFERS

Individual fund interfund receivable and payable balances for overdrafts on pooled cash accounts at December 31, 2018 were as follows:

Receivable Fund	Payables Fund	Amount	Amount Not Due Within One Year
General Fund	ADRC Fund	\$561,506	\$561,506
General Fund	Transportation Fund	\$348,763	\$348,763
General Fund	WIOA Fund	\$307,897	\$307,897
Less fund eliminations		(1,218,166)	
Governmental Activities – internal services allocations	Business-type Activities – internal services allocations	1,495,896	
Total - Government-wide statement of Net Position		\$1,495,896	

Individual balances for interfund advances at December 31, 2018 are shown below. The principal purpose of these interfunds is to provide funding for capital projects through internal borrowing.

Receivable Fund	Payables Fund	Amount	Amount Not Due Within One Year	Purpose
General Fund	Ice Arena Fund	\$1,639,984	\$1,639,984	Building Construction
Golf Course Fund	Ice Arena Fund	461,609	461,609	Building Construction
Subtotal - Fund financial statements		\$2,101,593	2,101,593	
Less fund eliminations		(461,609)		
Total – Government-wide statement of net assets		1,639,984		

WAUKESHA COUNTY, WISCONSIN
NOTES TO FINANCIAL STATEMENTS
December 31, 2018

NOTE 10 - INTERFUND RECEIVABLES/PAYABLES/ADVANCES AND TRANSFERS (CONT'D)

All remaining balances resulted from the time lag between the dates that (1) interfund goods and services are provided or reimbursable expenditures occur, (2) transactions are recorded in the accounting system, and (3) payments between funds are made.

The following is a schedule of interfund transfers:

Fund Transferred From	Fund Transferred To	Amount	Principal Purpose
Transportation Fund	General Fund	\$307,966	Surplus Funds
General Fund	Transportation Fund	90,000	Operating budget support
General Fund	End User Techonolgy Fund	350,000	Operating budget support
General Fund	Debt Service	640,000	Debt retirement
General Fund	Capital Projects Fund	905,200	Capital project support
Tarmann Fund	Ice Arena Fund	358,000	Capital project support
Tarmann Fund	Capital Projects Fund	50,000	Capital project support
Capital Projects Fund	General Fund	100,290	Operating budget support
Capital Projects Fund	Health and Dental Insurance Fund	72,880	Repay Remaining Project Support Funding
Sub-total		\$2,874,336	
Proprietary:			
Central Fleet Maintenance Fund	Capital Projects Fund	\$400,000	Capital project support
Collections Fund	Capital Projects Fund	390,000	Capital project support
End User Technology Fund	Capital Projects Fund	452,000	Capital project support
Golf Course Fund	Tarmann Fund	80,670	Repay project support
End User Technology Fund	General Fund	25,000	Operating budget support
Sub-total		\$ 1,347,670	
Subtotal Fund Financial Statements		\$4,222,006	
Less: Fund Eliminations		(3,944,676)	
Grand Total - Statement of Activities		\$277,330	

Fund Transferred From	Fund Transferred To	Amount
Governmental Activities	Business-Type Activities	\$358,000
Business-Type Activities	Governmental Activities	(80,670)
Total Government-Wide Financial Statements		<u>\$277,330</u>

Generally, transfers are used to (1) move revenues from the fund that collects them to the fund that the budget requires to expend them, (2) move receipts restricted to debt service from the funds collecting the receipts to the debt service fund, and (3) use unrestricted revenues collected in the general fund to finance various programs accounted for in other funds in accordance with budgetary authorizations.

WAUKESHA COUNTY, WISCONSIN
 NOTES TO FINANCIAL STATEMENTS
 December 31, 2018

NOTE 11 – LONG-TERM OBLIGATIONS

Long-term obligations activity for the year ended December 31, 2018 was as follows:

	Beginning Balance	Increases	Decreases	Ending Balance	Amounts Due Within One Year
Governmental Activities					
General Obligation Debt	\$75,125,000	\$12,500,000	(\$13,030,000)	\$74,595,000	\$12,765,000
Unamortized debt premium (discount)	1,280,294	246,913	(235,984)	1,291,223	-
Compensated Absences (Note 1.D.7)	5,028,355	5,488,610	(5,028,355)	5,488,610	5,488,610
Total Governmental Activities	\$81,433,649	\$18,235,523	(\$18,294,339)	\$81,374,833	\$18,253,610

General Obligation Debt

The County has issued general obligation debt for the purpose of financing various capital improvements. All general obligation notes and bonds payable are backed by the full faith and credit of the County. Notes and bonds in the governmental funds will be retired by future property tax levies.

In accordance with Wisconsin Statutes, total general obligation indebtedness of the County may not exceed five percent of the equalized value of taxable property within the County's jurisdiction. The debt limit as of December 31, 2018, based on an equalized value of \$56,536,637,800 was \$2,826,831,890. Total general obligation debt outstanding at year-end was \$74,595,000.

General Obligation Debt	Date of Issue	Final Maturity	Interest Rates	Original Indebtedness	Balance 12/31/18
Governmental Activities					
2009A GOPN	04/15/09	04/01/19	1.50%-3.375%	\$15,700,000	\$1,100,000
2010A TGOPN (RZEDB)	06/08/10	04/01/20	0.85%-4.05%	9,000,000	1,970,000
2011A GOPN	07/19/11	04/01/21	1.25%-2.75%	19,490,000	2,500,000
2012B GOPN	06/12/12	04/01/22	2.00%-2.125%	20,000,000	9,000,000
2013B GOPN	05/14/13	04/01/23	2.00%-2.25%	17,000,000	11,000,000
2014B GOPN	06/17/14	04/01/24	2.00%-2.25%	10,000,000	7,900,000
2015A GOPN	05/28/15	04/01/25	1.00%-2.00%	10,000,000	8,900,000
2016A GOPN	07/27/16	04/01/26	2.00%-3.00%	11,500,000	10,075,000
2017A GOPN	05/25/17	04/01/27	1.90%-2.15%	10,000,000	9,650,000
2018A GOPN	06/20/18	04/01/28	2.00%-3.00%	12,500,000	12,500,000
Total					\$74,595,000

WAUKESHA COUNTY, WISCONSIN
 NOTES TO FINANCIAL STATEMENTS
 December 31, 2018

NOTE 11– LONG-TERM OBLIGATIONS (CONT'D)

Debt service requirements to maturity are as follows:

Governmental Activities General Obligation Debt		
Years	Principal	Interest
2019	\$12,765,000	\$1,551,518
2020	11,765,000	1,280,154
2021	10,960,000	1,033,400
2022	9,935,000	800,288
2023	8,860,000	589,100
2024-2028	20,310,000	937,300
Total	\$74,595,000	\$6,191,760

As of December 31, 2018, \$1,182,087 is available in the governmental funds to service the general obligation debt.

Other Debt Information

Estimated payments of compensated absences are not included in the debt service requirement schedules. The compensated absences liability attributable to governmental activities will be liquidated primarily by the general fund.

NOTE 12– LEASE DISCLOSURES

The County has no material capital leases as lessee or lessor.

Operating Leases

The County, through the Airport Commission, oversees the overall operation of the airport, and is lessor of the facility under various operating leases for periods ranging from 2019 through 2048. Operating leases at December 31, 2018 provide for the following future minimum lease payments receivable by the County:

Year	Amount
2019	\$ 392,196
2020	349,124
2021	343,879
2022	332,337
2023	332,337
2024 - 2028	1,661,683
2029 - 2033	1,463,341
2034 - 2038	937,034
2039 - 2043	707,972
2044 - 2048	410,968
Total	\$ 6,930,871

The leased facilities have a cost of \$3,224,107, accumulated depreciation of \$2,690,251, and a net book value of \$533,856.

WAUKESHA COUNTY, WISCONSIN
NOTES TO FINANCIAL STATEMENTS
December 31, 2017

NOTE 13 – GOVERNMENTAL ACTIVITIES NET POSITION

Governmental activities net position reported on the government wide statement of net position at December 31, 2018 includes the following:

Net investment in capital assets:	
Land	\$61,151,914
Construction in progress	22,113,240
Other capital assets, net of accumulated depreciation/amortization	298,663,136
Less: related long-term debt outstanding (net of unspent proceeds of debt)	(70,119,733)
	<hr/>
Total net investment in capital assets	<u>\$311,808,558</u>

NOTE 14– EMPLOYEES’ RETIREMENT SYSTEM

General Information About the Pension Plan

Plan description. The WRS is a cost-sharing multiple-employer defined benefit pension plan. WRS benefits and other plan provisions are established by Chapter 40 of the Wisconsin Statutes. Benefit terms may only be modified by the legislature. The retirement system is administered by the Wisconsin Department of Employee Trust Funds (ETF). The system provides coverage to all eligible State of Wisconsin, local government and other public employees. All employees, initially employed by a participating WRS employer on or after July 1, 2011, and expected to work at least 1200 hours a year and expected to be employed for at least one year from employee's date of hire are eligible to participate in the WRS.

ETF issues a standalone Comprehensive Annual Financial Report (CAFR), which can be found at <http://etf.wi.gov/publications/cafr.htm>.

Vesting. For employees beginning participation on or after January 1, 1990, and no longer actively employed on or after April 24, 1998, creditable service in each of five years is required for eligibility for a retirement annuity. Participants employed prior to 1990 and on or after April 24, 1998, and prior to July 1, 2011, are immediately vested. Participants who initially became WRS eligible on or after July 1, 2011, must have five years of creditable services to be vested.

Benefits provided. Employees who retire at or after age 65 (54 for protective occupation employees, 62 for elected officials and State executive participants are entitled to receive an unreduced retirement benefit. The factors influencing the benefit are: (1) final average earnings, (2) year of creditable service, and (3) a formula factor.

WAUKESHA COUNTY, WISCONSIN
 NOTES TO FINANCIAL STATEMENTS
 December 31, 2018

NOTE 14 – EMPLOYEES’ RETIREMENT SYSTEM (CONT’D)

Final average earnings is the average of the participant’s three highest years’ earnings. Creditable service is the creditable current and prior service expressed in years or decimal equivalents of partial years for which a participant receives earnings and makes contributions as required. The formula factor is a standard percentage based on employment category.

Employees may retire at age 55 (50 for protective occupation employees) and receive reduced benefits. Employees terminating covered employment before becoming eligible for a retirement benefit may withdraw their contributions and forfeit all rights to any subsequent benefits.

The WRS also provides death and disability benefits for employees.

Post-retirement adjustments. The Employee Trust Funds Board may periodically adjust annuity payments from the retirement system based on annual investment performance in accordance with s. 40.27, Wis. Stat. An increase (or decrease) in annuity payments may result when investment gains (losses), together with other actuarial experience factors, create a surplus (shortfall) in the reserves, as determined by the system’s consulting actuary. Annuity increases are not based on cost of living or other similar factors. For Core annuities, decreases may be applied only to previously granted increases. By law, Core annuities cannot be reduced to an amount below the original, guaranteed amount (the “floor”) set at retirement.

The Core and Variable annuity adjustments granted during recent years are as follows:

Year	Core Fund Adjustment	Variable Fund Adjustment
2008	6.6%	0.0%
2009	(2.1)	(42.0)
2010	(1.3)	22.0
2011	(1.2)	11.0
2012	(7.0)	(7.0)
2013	(9.6)	9.0
2014	4.7	25.0
2015	2.9	2.0
2016	0.5	(5.0)
2017	2.0	4.0

Contributions. Required contributions are determined by an annual actuarial valuation in accordance with Chapter 40 of the Wisconsin Statutes. The employee required contribution is one-half of the actuarial determined contribution rate for General category employees and Executives and Elected Officials. Starting January 1, 2016, the Executives and Elected Officials category merged into the General Employee category. Required contributions for protective employees are the same rate as general employees. Employers are required to contribute the remainder of the actuarially determined contribution rate. The employer may not pay the employee required contribution unless provided for by an existing collective bargaining agreement.

During the reporting period, the WRS recognized \$6,255,806 in contributions from the County and \$30,419 from the Bridges Library System.

WAUKESHA COUNTY, WISCONSIN
 NOTES TO FINANCIAL STATEMENTS
 December 31, 2018

NOTE 14 – EMPLOYEES’ RETIREMENT SYSTEM (CONT’D)

Contribution rates for the plan year reported as of December 31, 2018 are:

<u>Employee Category</u>	<u>Employee</u>	<u>Employer</u>
General (Executives & Elected Officials)	6.7%	6.7%
Protective with Social Security	6.7%	10.7%
Protective without Social Security	6.7%	14.9%

Pension Asset, Pension Expense, Deferred Outflows of Resources and Deferred Inflows of Resources Related to Pensions

At December 31, 2018, the County reported an asset of \$18,095,733 and the Bridges Library System reported an asset of \$87,704 for its proportionate share of the net pension liability. The net pension asset was measured as of December 31, 2017, and the total pension liability used to calculate the net pension asset was determined by an actuarial valuation as of December 31, 2016 rolled forward to December 31, 2017. No material changes in assumptions or benefit terms occurred between the actuarial valuation date and the measurement date. The county’s proportion of the net pension liability was based on the county’s share of contributions to the pension plan relative to the contributions of all participating employers. At December 31, 2017, the county and Bridges Library systems proportionate share are as follows:

	<u>Proportionate Share</u>	<u>Change from prior year</u>
Waukesha County	0.609464806%	0.001063425%
Bridges Library System	0.002953874%	0.000005155%

For the year ended December 31, 2018, the county recognized pension expense of \$8,469,558 and the Bridges Library System recognized pension expense of \$41,184. Contributions to the plan are different than pension expense. Pension expense includes actuarial determined amounts for service cost, interest, changes in benefit terms, plan administrative costs, projected earnings on plan investments, and amortization of deferred outflows of resources and deferred inflows of resources.

WAUKESHA COUNTY, WISCONSIN
 NOTES TO FINANCIAL STATEMENTS
 December 31, 2018

NOTE 14 – EMPLOYEES’ RETIREMENT SYSTEM (CONT’D)

At December 31, 2018, the following reported deferred outflows of resources and deferred inflows of resources related to pensions from the following sources:

<u>Waukesha County</u>	<u>Deferred Outflows of Resources</u>	<u>Deferred Inflows of Resources</u>
Differences between expected and actual experience	\$22,990,946	\$ 10,754,464
Changes in assumptions	3,575,352	-
Net differences between projected and actual earnings on pension plan investments	-	24,870,901
Changes in proportion and differences between employer contributions and proportionate share of contributions	226,070	10,504
Employer contributions subsequent to the measurement date	6,393,756	-
Totals	<u>\$33,186,124</u>	<u>\$ 35,635,869</u>
<u>Bridges Library System</u>	<u>Deferred Outflows of Resources</u>	<u>Deferred Inflows of Resources</u>
Differences between expected and actual experience	\$ 111,565	\$ 52,124
Changes in assumptions	17,340	-
Net differences between projected and actual earnings on pension plan investments	-	120,542
Changes in proportion and differences between employer contributions and proportionate share of contributions	1,034	50
Employer contributions subsequent to the measurement date	31,009	-
Totals	<u>\$160,948</u>	<u>\$ 172,716</u>

WAUKESHA COUNTY, WISCONSIN
 NOTES TO FINANCIAL STATEMENTS
 December 31, 2018

NOTE 14 – EMPLOYEES’ RETIREMENT SYSTEM (CONT’D)

The \$6,393,756 for the county and \$31,009 for the Bridges Library System reported as deferred outflows related to pension resulting from the WRS Employer’s contributions subsequent to the measurement date of the net pension asset but before the end of the employer’s reporting period will be recognized as a reduction of the net pension asset in the year ended December 31, 2019. Other amounts reported as deferred outflows of resources and deferred inflows of resources related to pension will be recognized in pension expense as follows:

Year Ended December 31:	County Net Deferred Outflows/(Inflows)	Bridges Library System Net Deferred Outflows/(Inflows)
2019	\$ 2,035,223	\$ 9,922
2020	(76,953)	(321)
2021	(6,161,682)	(29,845)
2022	(4,683,649)	(22,683)
2023	43,560	150

Actuarial assumptions. The total pension liability in the December 31, 2017 actuarial valuation was determined using the following actuarial assumptions, applied to all periods included in the measurement:

Actuarial Valuation Date:	December 31, 2016
Measurement Date of Net Pension Liability (Asset):	December 31, 2017
Actuarial Cost Method:	Entry Age
Asset Valuation Method:	Fair Market Value
Long-Term Expected Rate of Return:	7.2%
Discount Rate:	7.2%
Salary Increases:	
Inflation	3.2%
Senior/Merit	0.2% – 5.6%
Mortality:	Wisconsin 2012 Mortality Table
Post-retirement Adjustments*:	2.1%

**No post-retirement adjustment is guaranteed. Actual adjustments are based on recognized investment return, actuarial experience and other factors. 2.1% is the assumed annual adjustment based on the investment return assumption and the post-retirement discount rate.*

Actuarial assumptions are based upon an experience study conducted in 2015 using experience from 2012 – 2014. The total pension liability for December 31, 2017 is based upon a roll-forward of the liability calculated from the December 31, 2016 actuarial valuation.

WAUKESHA COUNTY, WISCONSIN
NOTES TO FINANCIAL STATEMENTS
December 31, 2018

NOTE 14 – EMPLOYEES’ RETIREMENT SYSTEM (CONT’D)

Long-term expected return on plan assets. The long-term expected rate of return on pension plan investments was determined using a building-block method in which best-estimate ranges of expected future real rates of return (expected returns, net of pension plan investment expense and inflation) are developed for each major asset class. These ranges are combined to produce the long-term expected rate of return by weighting the expected future real rates of return by the target asset allocation percentage and by adding expected inflation. The target allocation and best estimates of arithmetic real rates of return for each major asset class are summarized in the following table:

Core Fund Asset Class	Current Asset Allocation %	Long-Term Expected Nominal Rate of Return %	Long-Term Expected Real Rate of Return %
Global Equities	50%	8.2%	5.3%
Fixed Income	24.5	4.2	1.4
Inflation Sensitive Assets	15.5	3.8	1.0
Real Estate	8	6.5	3.6
Private Equity/Debt	8	9.4	6.5
Multi-Asset	4	6.5	3.6
Total Core Fund	110	7.3	4.4
<u>Variable Fund Asset Class</u>			
U.S Equities	70	7.5	4.6
International Equities	30	7.8	4.9
Total Variable Fund	100	7.9	5.0

New England Pension Consultants Long Term US CPI (Inflation) Forecast: 2.75%

Asset Allocations are managed within established ranges, target percentages may differ from actual monthly allocations

Single discount rate. A single discount rate of 7.2% was used to measure the total pension liability. The single discount rate was based on the expected rate of return on pension plan investments of 7.2% and a long term bond rate of 3.31%. Because of the unique structure of WRS, the 7.2% expected rate of return implies that a dividend of approximately 2.1% will always be paid. For purposes of the single discount rate, it was assumed that the dividend would always be paid. The projection of cash flows used to determine this single discount rate assumed that plan member contributions will be made at the current contribution rate and that employer contributions will be made at rates equal to the difference between actuarially determined contribution rates and the member rate. Based on these assumptions, the pension plan’s fiduciary net position was projected to be available to make all projected future benefit payments (including expected dividends) of current plan members. Therefore, the long-term expected rate of return on pension plan investments was applied to all periods of projected benefit payments to determine the total pension liability.

WAUKESHA COUNTY, WISCONSIN
 NOTES TO FINANCIAL STATEMENTS
 December 31, 2018

NOTE 14 – EMPLOYEES’ RETIREMENT SYSTEM (CONT’D)

Sensitivity of the county’s proportionate share of the net pension liability (asset) to changes in the discount rate. The following presents the county’s proportionate share of the net pension liability (asset) calculated using the discount rate of 7.2 percent, as well as what the county’s proportionate share of the net pension liability (asset) would be if it were calculated using a discount rate that is 1-percentage-point lower (6.20 percent) or 1-percentage-point higher (8.20 percent) than the current rate:

	1% Decrease to Discount Rate (6.20%)	Current Discount Rate (7.2%)	1% Increase to Discount Rate (8.20%)
County’s proportionate share of the net pension (asset) liability	\$46,819,840	\$(18,095,733)	\$(67,433,577)
Bridges Library System’s proportionate share of the net pension (asset) liability	226,920	(87,704)	(326,828)

Pension plan fiduciary net position. Detailed information about the pension plan’s fiduciary net position is available in separately issued financial statements available at <http://etf.wi.gov/publications/cafr.htm>

At December 31, 2018, the county reported a payable to the pension plan of \$4,201 and the Bridges Library system reported a payable to the pension plan of \$20, which represents contractually required contributions outstanding as of the end of the year.

WAUKESHA COUNTY, WISCONSIN
NOTES TO FINANCIAL STATEMENTS
December 31, 2018

NOTE 15 – RISK MANAGEMENT/SELF INSURANCE

The County is exposed to various risks of loss related to torts; theft of, damage to, or destruction of assets; errors and omissions; and workers compensation. The County purchases commercial insurance to provide coverage for losses from theft of, damages to, or destruction of assets. The County also participates in a public entity risk pool called the Wisconsin Municipal Mutual Insurance Company (WMMIC) to provide coverage for losses from torts, errors and omission, and workers compensation. Such risks are accounted for and financed by the County in an internal service fund – the risk management fund.

Public Entity Risk Pool

Wisconsin Municipal Mutual Insurance Company (WMMIC) was organized in 1987 by municipal members in the State of Wisconsin under Wisconsin Insurance Laws as a non-assessable municipal mutual insurance company. WMMIC writes general, auto and other liability insurance, and workers compensation insurance for participating members in the State of Wisconsin on terms calling for recognition of premium upon the effective date of the policy. Responsibility for the operations and management of WMMIC is vested in its executive director and Board of Directors, which is comprised of various municipal officials. At December 31, 2018 WMMIC was owned by twenty members.

WMMIC limits the maximum net loss that can arise from large risks or risks in concentrated areas of exposure by reinsuring (ceding) certain levels of risks with other insurers or reinsurers. Ceded reinsurance is treated as the risk and liability of the assuming companies. Such reinsurance includes all lines of insurance.

WMMIC had a general, automobile and other liability reinsurance contract in force for the year ended December 31, 2018. This is a quota share reinsurance agreement with General Reinsurance Corporation (66.7%) and Governmental Entities Mutual (GEM) Insurance Company (33.3%) for excess of loss reinsurance. The contract covered losses (in excess of the self-insured retention for each member) which exceed \$1,000,000 per occurrence up to the maximum loss of \$10,000,000 per occurrence. WMMIC retains the first \$1,000,000 of the loss excess of each member's self-insured retention. The members retain all losses greater than \$10,000,000 per occurrence or greater than \$30,000,000 of annual aggregate losses.

WMMIC has contracted with Safety National to provide 100% reinsurance coverage for workers compensation insurance in excess of the members' self-insured retention limits, which are \$550,000 for all but one member that has a retention of \$650,000.

The County's investment in WMMIC is reported on the risk management fund balance sheet as a deposit. The amount reported is the initial investment of \$2,459,264.

WAUKESHA COUNTY, WISCONSIN
 NOTES TO FINANCIAL STATEMENTS
 December 31, 2018

NOTE 15 – RISK MANAGEMENT/SELF INSURANCE (CONT'D)

WMMIC requires that the County maintain a minimum reserve amount for the payment of liability claims equal to the expected present value of unpaid losses as determined by the company's actuary consultant. At December 31, 2018, the county's minimum reserve amount required by WMMIC is \$2,052,111.

Self Insurance – Worker's Compensation

The worker's compensation internal service fund is maintained to provide for self-insured worker's compensation insurance coverage and employee safety and loss control programs. The County contracts with a third party claims administrator for the purpose of adjusting worker's compensation claims. An excess insurance policy covers individual claims in excess of the County's \$400,000 self-insured retention up to statutory requirements (unlimited) per claim. At this time, settled claims have not exceeded the commercial coverage in any of the past three years. Costs associated with the worker's compensation program are billed to other County departments based on exposure and historical loss experience and include amounts necessary to fund current year claims to be paid in the current year and in the future.

At December 31, 2018, the expected present value of unpaid losses, as determined by the County's actuary consultant, is \$2,662,412.

<u>Liability and Workers Compensation Claims</u>	<u>2017</u>	<u>2018</u>
Unpaid claims, including incurred but not reported -		
Beginning of Year	\$4,774,502	\$4,570,949
Estimated future claims expense	1,031,557	1,166,845
Current year claim payment and changes in estimates	<u>(1,235,110)</u>	<u>(686,299)</u>
Unpaid claims - End of Year	<u>\$4,570,949</u>	<u>\$5,051,495</u>
Amount not due within one year		<u>\$3,384,501</u>
In addition, net position can be analyzed as follows:		
WMMIC deposit		\$2,459,264
Restricted for pension		49,088
Reserves for losses not captured within actuary analysis (e.g., pollution liability, employment litigation back wages, etc.) and for catastrophic losses		<u>(947,358)</u>
Total Net Position		<u>\$1,560,994</u>

Claims Liability

The liability for both risk management and worker's compensation is accounted for in the same fund on a combined basis. At December 31, 2018, the County's liability and worker's compensation combined claims reserve totals \$5,051,495, which approximates an expected confidence around 50%.

Self-Insurance - Health Coverage

The County has established a self-insurance program for health claims. Claims are accounted for in an internal service fund, the health and dental insurance fund. Claims are processed by a third party claims administrator. The uninsured risk of loss is \$275,000 per individual claimant per year. The County has purchased commercial stop-loss insurance for claims in excess of the \$275,000 retention.

The County also has a self-funded dental plan. The insurance claim payments shown below include both self-funded health and dental.

All funds of the County participate in the health and dental insurance programs. Amounts payable to the health and dental insurance fund are based on actuarial estimates of the amounts necessary to pay prior and current year claims.

WAUKESHA COUNTY, WISCONSIN
 NOTES TO FINANCIAL STATEMENTS
 December 31, 2018

NOTE 15 – RISK MANAGEMENT/SELF INSURANCE (CONT'D)

A liability for a claim is established if information indicates that it is probable that a liability has been incurred at the date of the financial statements and the amount of the loss is reasonably estimable. Liabilities include an amount for claims that have been incurred but not reported. The County does not allocate overhead costs or other non-incremental costs to the claims liability.

<u>Insurance Claims Liability</u>	<u>2017</u>	<u>2018</u>
Unpaid claims – Beginning of Year	\$1,755,616	\$2,042,616
Current year claims and changes in estimates	16,296,219	21,456,374
Claim payments	<u>(16,009,219)</u>	<u>(21,204,374)</u>
Unpaid claims - End of Year	<u>\$2,042,616</u>	<u>\$2,294,616</u>
Amount not due within one year		<u>\$ 114,731</u>

NOTE 16– COMMITMENTS AND CONTINGENCIES

Claims and judgments are recorded as liabilities if all the conditions of Governmental Accounting Standards Board pronouncements are met. The liability and expenditure for claims and judgments is only reported in governmental funds if it has matured. Claims and judgments are recorded in the government-wide statements and proprietary funds as expenses when the related liabilities are incurred. There were no significant claims or judgments at year-end.

From time to time, the County is party to various pending claims and legal proceedings. Although the outcome of such matters cannot be forecasted with certainty, it is the opinion of management and corporation counsel that the likelihood is remote that any such claims or proceedings will have a material adverse effect on the County's financial position or results of operations.

The County has received federal and state grants for specific purposes that are subject to review and audit by the grantor agencies. Such audits could lead to requests for reimbursements to the grantor agency for expenditures disallowed under terms of the grants. Management believes such disallowances, if any, would be immaterial.

The County has active construction projects as of December 31, 2018. Work that has been completed on these projects but not yet paid for (including contract retainages) is reflected as accounts payable and expenditures. The County has the following encumbrances as of December 31, 2018:

General Fund	Capital Projects Fund	Other Governmental Funds	Radio Services Fund	Materials Recovery Facility Fund	Other Enterprise Funds	Internal Service Funds
\$ 1,230,218	\$ 16,165,015	\$ 3,428,418	\$ 724,867	\$ 327,620	\$ 176,518	\$ 652,585

The County has entered into a multi-year intergovernmental agreement with the City of Milwaukee to operate a Material Recycling Facility located in the City of Milwaukee.

The County has entered into a multi-year intergovernmental agreement to operate an On-Site Health Clinic with the City of Waukesha and the School District of Waukesha.

WAUKESHA COUNTY, WISCONSIN
NOTES TO FINANCIAL STATEMENTS
December 31, 2018

NOTE 17 – SUBSEQUENT EVENT

On March 26, 2019 the County Board approved the issuance of \$17,500,000 General Obligation Promissory Notes to fund 2019 capital projects. The General Obligation Promissory Notes were issued on May 22, 2019.

NOTE 18 – RELATED ORGANIZATION

Housing Authority

The county executive is responsible for appointing the board members of the Waukesha County Housing Authority, but the County's accountability for this organization does not extend beyond making the appointments.

NOTE 19 – COMPONENT UNIT

Bridges Library System

This report contains the Bridges Library System, which is included as a component unit of Waukesha County. Financial information is presented as a discrete column in the statement of net position and statement of activities. The Bridges Library System is a legally separate governmental organization that was formed on January 1, 2016. The mission of the Bridges Library System is to strengthen member libraries by fostering collaboration and innovation. The Bridges Library System Board operates as a two-county federated library system encompassing 16 member libraries in Waukesha County and 8 member libraries in Jefferson County. The Bridges Library System Board appointments are proportionate to the population of the member Counties. The Waukesha County Executive appoints approximately 80% of the Bridges Library System Board, which is then approved by Waukesha County Board. Waukesha County functions as the Bridges Library System fiscal agent, providing central services support functions, including but not limited to human resource, financial management, information technology management and procurement services, and therefore Bridges Library System follows Waukesha County policies and procedures.

Measurement Focus, Basis of Accounting, and Financial Statement Presentation

Governmental fund financial statements are reported using the current financial resources measurement focus and the modified accrual basis of accounting. Revenues are recorded when they are both measurable and available. Available means collectible within the current period or soon enough thereafter to be used to pay liabilities of the current period. For this purpose, the Bridges Library System considers revenues to be available if they are collected within 60 days of the end of the current fiscal period. Intergovernmental revenues are considered available if they are collected within 180 days of the end of the current fiscal period. Expenditures are recorded when the related fund liability is incurred, except for unmatured interest on long-term debt, claims, judgments, compensated absences, and pension expenditures, which are recorded as a fund liability when expected to be paid with expendable available financial resources.

Intergovernmental aids and grants are recognized as revenues in the period the Bridges Library System is entitled to the resources and the amounts are available. Amounts owed to the Bridges Library System, which are not available, are recorded as receivables and unavailable revenues. Amounts received before eligibility requirements (excluding time requirements) are met are recorded as liabilities. Amounts received in advance of meeting time requirements are recorded as deferred inflows.

WAUKESHA COUNTY, WISCONSIN
 NOTES TO FINANCIAL STATEMENTS
 December 31, 2018

NOTE 19 – COMPONENT UNIT (CONT'D)

Revenues susceptible to accrual include general intergovernmental assistance, intergovernmental contracts/grants, interdepartmental revenues, property taxes, miscellaneous taxes, charges for services, and interest. Other general revenues such as fines and forfeitures, inspection fees, recreation fees, and miscellaneous revenues are recognized when received in cash or when measurable and available under the criteria described above.

Budgetary Information

Budgetary information is derived from the annual operating budget and is presented using the same basis of accounting mentioned above.

Wisconsin Statute 65.90 requires that an annual budget be adopted for all funds. The budget is prepared on a basis consistent with generally accepted accounting principles.

Expenditures cannot legally exceed appropriations at the department level, pursuant to s.65.90, Wisconsin State Statutes. However, the Bridges Library System, following County policies, has chosen a more restrictive control in the form of appropriation units, defined as groups of account classes within a department, including personnel costs, operating expenses, interdepartmental charges, and capital outlay.

	Adopted Budget	Modified Budget*	Change
Bridges Library System	\$ 2,214,052	\$ 2,219,052	\$ 5,000

* Excludes carryover project funds from prior years of \$17,002

Deposits and Investments

Bridges Library System cash and investments are pooled with Waukesha County balances. See Note 4.

Unearned and Unavailable Revenue

The Bridges Library System reports unearned and unavailable revenue in connection with receivables for revenues that are not considered to be available to liquidate liabilities of the current period. The Bridges Library System also defers revenue recognition in connection with resources that have been received, but not yet earned. At the end of the current fiscal year, the Bridges Library System reported unearned revenue of \$978,342.

WAUKESHA COUNTY, WISCONSIN
NOTES TO FINANCIAL STATEMENTS
December 31, 2018

NOTE 19 – COMPONENT UNIT (CONT'D)

Capital Assets

Governmental Activities	Balance 1/1/2018	Additions	Deletions	Balance 12/31/2018
Machinery and equipment	\$ 23,946	\$ -	\$ -	\$ 23,946
Software	414,136	-	-	414,136
Total other capital assets at historical cost	<u>\$ 438,082</u>	<u>\$ -</u>	<u>\$ -</u>	<u>\$ 438,082</u>
Less: Accumulated Depreciation/Amortization for:				
Machinery and equipment	\$ 12,516	\$ 2,887	\$ -	\$ 15,403
Software	184,414	41,413	-	225,827
Total Accumulated Depreciation/Amortization	<u>\$ 196,930</u>	<u>\$ 44,300</u>	<u>\$ -</u>	<u>\$ 241,230</u>
Net Other Capital Assets	<u>\$ 241,152</u>	<u>\$ (44,300)</u>	<u>\$ -</u>	<u>\$ 196,852</u>

Compensated Absences

Governmental Activities	Balance 1/1/2018	Additions	Deletions	Balance 12/31/2018
Compensated Absences	\$ 32,307	\$ 36,216	\$ 32,307	\$ 36,216

Employee Retirement System

All eligible Bridges Library System employees participate in the Wisconsin Retirement System (WRS), a cost-sharing, multiple employer, defined benefit, public employee retirement system, as part of the primary government's plan. See Note 14.

WAUKESHA COUNTY, WISCONSIN
 NOTES TO FINANCIAL STATEMENTS
 December 31, 2018

NOTE 20 – EFFECT OF NEW ACCOUNTING STANDARDS ON CURRENT-PERIOD FINANCIAL STATEMENTS

The Governmental Accounting Standards Board (GASB) has approved the following:

- Statement No. 83, *Certain Asset Retirement Obligations*
- Statement No. 84, *Fiduciary Activities*
- Statement No. 87, *Leases*
- Statement No. 88, *Certain Disclosures Related to Debt, including Direct Borrowings and Direct Placements*
- Statement No. 89, *Accounting for Interest Cost Incurred before the End of a Construction Period*
- Statement No. 90, *Majority Equity Interests – an amendment of GASB Statements No. 14 and No. 61*

When they become effective, application of these standards may restate portions of these financial statements.

NOTE 21 – RESTATEMENT OF BEGINNING BALANCES

The Bridges Library System is recognized as a discretely presented component unit beginning in 2018. Beginning balances have been restated for this change in presentation:

- Governmental Funds (Primary Government and Component Unit)

	2017 Ending Balance	2018 Restated Beginning Balance
Library – Special Revenue Fund	\$665,935	\$611, 251
CAFÉ Shared Automation Special Revenue Fund	515,008	-
Bridges – Component Unit	-	569,692
Total	\$1,180,943	\$1,180,943

- Government Wide

	2017 Ending Balance	2018 Restated Beginning Balance
Governmental Activities	\$442,358,990	\$441,493,955
Bridges – Component Unit	-	865,035
Total	\$442,358,990	\$442,358,990

THIS PAGE LEFT BLANK

REQUIRED SUPPLEMENTARY INFORMATION

THIS PAGE LEFT BLANK

WAUKESHA COUNTY, WISCONSIN

SCHEDULE OF REVENUES, EXPENDITURES
AND CHANGES IN FUND BALANCE - BUDGET AND ACTUAL - GENERAL FUND
For The Year Ended December 31, 2018

	Original Budget	Final Budget	Actual Amount	Variance from Final Budget
REVENUES				
General intergovernmental assistance	\$ 635,000	\$ 635,000	\$ 635,000	\$ -
Intergovernmental contracts/grants	41,461,245	41,739,587	38,743,139	(2,996,448)
Taxes	84,980,271	84,980,271	85,051,516	71,245
Fines and licenses	2,917,725	2,917,725	3,534,875	617,150
Charges for services	24,664,861	24,730,861	25,762,612	1,031,751
Interdepartmental revenues	3,744,143	3,797,143	3,729,926	(67,217)
Investment earnings	2,547,646	2,547,646	2,158,783	(388,863)
Miscellaneous revenues	11,340,537	11,370,537	10,899,196	(471,341)
Total revenues	172,291,428	172,718,770	170,515,047	(2,203,723)
EXPENDITURES				
Justice and public safety:				
Sheriff				
Personnel	\$ 32,136,881	\$ 32,631,082	\$ 32,591,948	\$ 39,134
Operating	4,621,410	4,733,932	4,466,410	267,522
Interdepartmental charges	3,977,769	3,787,769	3,733,362	54,407
Capital outlay	122,900	144,999	66,808	78,191
Total Sheriff	40,858,960	41,297,782	40,858,528	439,254
District attorney				
Personnel	2,139,909	2,142,409	2,142,409	-
Operating	345,311	375,924	347,638	28,286
Interdepartmental charges	233,226	241,816	235,824	5,992
Total District attorney	2,718,446	2,760,149	2,725,871	34,278
Circuit court services				
Personnel	6,033,251	6,033,251	5,901,227	132,024
Operating	1,520,600	1,537,322	1,436,253	101,069
Interdepartmental charges	1,629,562	1,629,562	1,571,838	57,724
Total Circuit court services	9,183,413	9,200,135	8,909,318	290,817
Medical examiner				
Personnel	1,807,238	1,804,738	1,789,842	14,896
Operating	312,125	312,125	296,246	15,879
Interdepartmental charges	165,402	167,902	167,122	780
Total Medical examiner	2,284,765	2,284,765	2,253,210	31,555
Emergency preparedness				
Personnel	5,140,340	5,234,340	5,214,477	19,863
Operating	835,951	744,604	740,173	4,431
Interdepartmental charges	565,954	564,454	563,926	528
Capital outlay	48,000	195,690	23,543	172,147
Total Emergency preparedness	6,590,245	6,739,088	6,542,119	196,969
Total justice and public safety	61,635,829	62,281,919	61,289,046	992,873
Health and human services:				
Human services				
Personnel	34,063,539	33,919,539	33,542,802	376,737
Operating	37,503,530	37,541,374	33,256,119	4,285,255
Interdepartmental charges	3,719,777	3,863,777	3,796,687	67,090
Total Human Services	75,286,846	75,324,690	70,595,608	4,729,082

(CONTINUED)

WAUKESHA COUNTY, WISCONSIN

SCHEDULE OF REVENUES, EXPENDITURES
AND CHANGES IN FUND BALANCE - BUDGET AND ACTUAL - GENERAL FUND
For The Year Ended December 31, 2018

	<u>Original Budget</u>	<u>Final Budget</u>	<u>Actual Amount</u>	<u>Variance from Final Budget</u>
Health and human services (continued):				
Corporation counsel - child support				
Personnel	\$ 2,184,193	\$ 2,188,517	\$ 2,115,041	\$ 73,476
Operating	251,539	268,910	211,482	57,428
Interdepartmental charges	176,180	176,180	169,106	7,074
Total Corporation counsel	<u>2,611,912</u>	<u>2,633,607</u>	<u>2,495,629</u>	<u>137,978</u>
Total health and human services	<u>77,898,758</u>	<u>77,958,297</u>	<u>73,091,237</u>	<u>4,867,060</u>
Environment, parks and education:				
University of Wisconsin extension				
Personnel	169,610	169,610	164,154	5,456
Operating	211,164	237,093	185,359	51,734
Interdepartmental charges	80,303	84,374	79,702	4,672
Total University of Wisconsin extension	<u>461,077</u>	<u>491,077</u>	<u>429,215</u>	<u>61,862</u>
Register of deeds				
Personnel	1,070,636	1,070,636	1,026,341	44,295
Operating	77,418	82,938	75,613	7,325
Interdepartmental charges	213,145	213,145	191,719	21,426
Total Register of deeds	<u>1,361,199</u>	<u>1,366,719</u>	<u>1,293,673</u>	<u>73,046</u>
Parks and land use				
Personnel	8,151,385	8,186,385	8,183,611	2,774
Operating	1,986,339	2,207,329	1,861,478	345,851
Interdepartmental charges	1,467,203	1,532,203	1,484,245	47,958
Capital outlay	267,250	322,957	215,959	106,998
Total Parks and land use	<u>11,872,177</u>	<u>12,248,874</u>	<u>11,745,293</u>	<u>503,581</u>
Total environment, parks and education	<u>13,694,453</u>	<u>14,106,670</u>	<u>13,468,181</u>	<u>638,489</u>
Public works:				
Facilities management				
Personnel	3,405,682	3,425,682	3,416,410	9,272
Operating	4,253,975	4,383,572	4,112,620	270,952
Interdepartmental charges	541,089	541,089	532,238	8,851
Capital outlay	405,000	503,556	328,577	174,979
Total Public works	<u>8,605,746</u>	<u>8,853,899</u>	<u>8,389,845</u>	<u>464,054</u>
General government:				
County executive				
Personnel	509,003	509,003	486,316	22,687
Operating	34,356	48,356	35,528	12,828
Interdepartmental charges	25,506	25,506	22,306	3,200
Total County executive	<u>568,865</u>	<u>582,865</u>	<u>544,150</u>	<u>38,715</u>
County board				
Personnel	833,303	833,303	788,422	44,881
Operating	204,854	334,330	237,710	96,620
Interdepartmental charges	30,079	30,079	28,837	1,242
Total County board	<u>1,068,236</u>	<u>1,197,712</u>	<u>1,054,969</u>	<u>142,743</u>
Administration				
Personnel	5,444,637	5,479,637	5,469,732	9,905
Operating	735,491	774,491	701,775	72,716
Interdepartmental charges	464,379	464,379	463,365	1,014
Total Administration	<u>6,644,507</u>	<u>6,718,507</u>	<u>6,634,872</u>	<u>83,635</u>

(CONTINUED)

WAUKESHA COUNTY, WISCONSIN

SCHEDULE OF REVENUES, EXPENDITURES
AND CHANGES IN FUND BALANCE - BUDGET AND ACTUAL - GENERAL FUND
For The Year Ended December 31, 2018

	Original Budget	Final Budget	Actual Amount	Variance from Final Budget
General government (continued):				
County clerk				
Personnel	\$ 345,383	\$ 345,383	\$ 305,132	\$ 40,251
Operating	287,175	287,175	200,590	86,585
Interdepartmental charges	40,741	40,741	40,452	289
Total County clerk	<u>673,299</u>	<u>673,299</u>	<u>546,174</u>	<u>127,125</u>
County treasurer				
Personnel	402,636	402,636	393,051	9,585
Operating	160,675	160,675	95,544	65,131
Interdepartmental charges	136,939	136,939	129,826	7,113
Total County treasurer	<u>700,250</u>	<u>700,250</u>	<u>618,421</u>	<u>81,829</u>
Non-departmental				
Personnel	400,000	400,000	341,940	58,060
Operating	2,696,500	2,638,750	1,203,643	1,435,107
Interdepartmental charges	109,400	109,400	109,314	86
Total Non-departmental	<u>3,205,900</u>	<u>3,148,150</u>	<u>1,654,897</u>	<u>1,493,253</u>
Corporation counsel				
Personnel	1,225,427	1,225,427	1,177,629	47,798
Operating	82,698	83,461	52,969	30,492
Interdepartmental charges	83,910	83,910	80,259	3,651
Total Corporation counsel	<u>1,392,035</u>	<u>1,392,798</u>	<u>1,310,857</u>	<u>81,941</u>
Total general government	<u>14,253,092</u>	<u>14,413,581</u>	<u>12,364,340</u>	<u>2,049,241</u>
Total expenditures	<u>176,087,878</u>	<u>177,614,366</u>	<u>168,602,649</u>	<u>9,011,717</u>
Excess of Revenues Over (Under) Expenditures	<u>(3,796,450)</u>	<u>(4,895,596)</u>	<u>1,912,398</u>	<u>6,807,994</u>
OTHER FINANCING SOURCES (USES)				
Transfers in	-	-	433,256	433,256
Transfers out	-	-	(1,985,200)	(1,985,200)
Total other financing sources (uses)	<u>-</u>	<u>-</u>	<u>(1,551,944)</u>	<u>(1,551,944)</u>
Net change in fund balances	<u>(3,796,450)</u>	<u>(4,895,596)</u>	<u>360,454</u>	<u>5,256,050</u>
Fund Balance - January 1	<u>60,308,044</u>	<u>60,308,044</u>	<u>60,308,044</u>	<u>-</u>
Fund Balance - December 31	<u>\$ 56,511,594</u>	<u>\$ 55,412,448</u>	<u>\$ 60,668,498</u>	<u>\$ 5,256,050</u>

(CONCLUDED)

See independent auditors' report and accompanying notes to required supplementary information.

WAUKESHA COUNTY, WISCONSIN

SCHEDULE OF PROPORTIONATE SHARE OF THE NET PENSION LIABILITY (ASSET)
WISCONSIN RETIREMENT SYSTEM
For The Year Ended December 31, 2018

Fiscal Year Ending	Proportion of the Net Pension Liability (Asset)	Proportionate Share of the Net Pension Liability (Asset)	Covered Payroll	Proportionate Share of the Net Pension Liability (Asset) as a Percentage of Covered Payroll	Plan Fiduciary Net Position as a Percentage of the Total Pension Liability
Primary Government					
12/31/2018	0.60946481%	\$ (18,095,733)	\$ 84,575,463	21.40%	102.93%
12/31/2017	0.61135010%	\$ 5,038,984	\$ 82,778,356	6.09%	99.12%
12/31/2016	0.61695977%	10,025,477	81,381,431	12.32%	98.20%
12/31/2015	0.62599709%	(15,376,201)	81,351,432	18.90%	102.74%
Component Unit					
12/31/2018	0.00295387%	\$ (87,704)	\$ 409,909	21.40%	102.93%

SCHEDULE OF EMPLOYER CONTRIBUTIONS - WISCONSIN RETIREMENT SYSTEM
For The Year Ended December 31, 2018

Fiscal Year Ending	Contractually Required Contributions	Contributions in Relation to the Contractually Required Contributions	Contribution Deficiency (Excess)	Covered Payroll	Contributions as a Percentage of Covered Payroll
Primary Government					
12/31/2018	\$ 6,393,756	\$ 6,393,756	-	\$ 84,575,463	7.40%
12/31/2017	6,299,432	6,299,432	-	84,980,801	7.41%
12/31/2016	5,867,853	5,867,853	-	82,777,337	7.19%
12/31/2015	5,895,078	5,895,078	-	81,381,431	7.24%
Component Unit					
12/31/2018	\$ 31,009	\$ 31,009	-	\$ 409,909	7.40%

Schedule is intended to show information for ten years, Additional years will be displayed as they become available.

See independent auditors' report and accompanying notes to required supplementary information.

WAUKESHA COUNTY, WISCONSIN

NOTES TO REQUIRED SUPPLEMENTARY INFORMATION

December 31, 2018

BUDGETARY INFORMATION

Budgetary information is derived from the annual operating budget and is presented using generally accepted accounting principles on the modified accrual basis of accounting.

WISCONSIN RETIREMENT SYSTEM

The amounts determined for each fiscal year were determined as of the calendar year-end that occurred within the fiscal year.

The county is required to present the last ten fiscal years of data; however accounting standards allow the presentation of as many years as are available until ten fiscal years are presented.

Changes in benefit terms. There were no changes of benefit terms for any participating employer in the Wisconsin Retirement System.

Changes in Assumptions. There were no changes in assumptions.

See independent auditors' report.

THIS PAGE LEFT BLANK

SUPPLEMENTARY INFORMATION

THIS PAGE LEFT BLANK

NON-MAJOR SPECIAL REVENUE FUNDS

Special revenue funds are used to account for and report the proceeds from specific revenue sources (other than expendable trust or major capital projects) that are legally restricted or committed to expenditures for specific purposes.

AGING AND DISABILITY RESOURCE CENTER CONTRACT FUND - To account for federal and state funds that provide services to eligible persons who are elderly, developmentally disabled, physically disabled or have a long-term mental illness.

COUNTY LIBRARY FUND - To account for funds provided to maintain a member library system.

WALTER TARMANN FUND - To account for funds provided for the purchase of future parkland acquisitions.

LAND INFORMATION SYSTEM FUND – To account for funds provided to establish a county-wide, integrated approach to linking land parcel locations to digital mapping and databases containing property information through a computerized environment.

TRANSPORTATION FUND - To account for funds needed to provide all services on the County trunk highway system and selected non-county roads, including planning, designing and construction.

COMMUNITY DEVELOPMENT FUND - To account for federal funds provided to aid low income and other disadvantaged persons.

WORKFORCE INNOVATION OPPORTUNITY ACT FUND – To account for federal funds related to the WIOA grant

THIS PAGE LEFT BLANK

WAUKESHA COUNTY, WISCONSIN

COMBINING BALANCE SHEET -
ALL NON-MAJOR SPECIAL REVENUE FUNDS
December 31, 2018

	Aging and Disability Resource Center Contract Fund	County Library Fund	Walter Tarmann Fund	Land Information System Fund	Transportation Fund	Community Development Fund	Workforce Innovation Opportunity Act Fund	Total Non-Major Special Revenue Funds
ASSETS								
Cash and investments	\$ -	\$ 611,251	\$ 4,794,357	\$ 115,773	\$ -	\$ 709,287	\$ -	\$ 6,230,668
Receivables:								
Property taxes levied for ensuing year's budget	-	3,523,524	-	-	3,116,377	-	-	6,639,901
Accounts	-	-	50,480	123	121,130	13,087	-	184,820
Total Receivables - Net	-	3,523,524	50,480	123	3,237,507	13,087	-	6,824,721
Due from other governments	1,948,334	-	-	-	834,938	963,391	419,863	4,166,526
Prepaid items	-	-	-	-	274	-	-	274
Inventories	-	-	-	-	699,109	-	-	699,109
Long term receivable - Net	-	-	-	-	-	5,354,144	-	5,354,144
Total assets	\$ 1,948,334	\$ 4,134,775	\$ 4,844,837	\$ 115,896	\$ 4,771,828	\$ 7,039,909	\$ 419,863	\$ 23,275,442
LIABILITIES								
Accounts payable	\$ 67,012	-	-	\$ 4,798	\$ 416,510	\$ 443,454	\$ 111,966	\$ 1,043,740
Accrued compensation	-	-	-	-	23,256	-	-	23,256
Due to other governments	-	-	-	-	138,287	-	-	138,287
Due to other funds	561,506	-	-	-	348,763	-	307,897	1,218,166
Other unearned revenue	-	-	-	50,000	22,751	-	-	72,751
Total liabilities	\$ 628,518	-	-	\$ 54,798	\$ 949,567	\$ 443,454	\$ 419,863	\$ 2,496,200
DEFERRED INFLOWS OF RESOURCES								
Unavailable revenue - revolving loans	-	-	-	-	-	5,354,144	-	5,354,144
Property taxes levied for future periods	-	3,523,524	-	-	3,116,377	-	-	6,639,901
Total deferred inflows of resources	-	\$ 3,523,524	-	-	\$ 3,116,377	\$ 5,354,144	-	\$ 11,994,045
FUND BALANCES								
Non-spendable:								
Prepaid items	-	-	-	-	274	-	-	274
Inventories	-	-	-	-	699,109	-	-	699,109
Restricted:								
Park purposes	-	-	4,844,837	61,098	-	-	-	4,905,935
Community development	-	-	-	-	-	1,242,311	-	1,242,311
Library purposes	-	611,251	-	-	-	-	-	611,251
Human services	1,319,816	-	-	-	-	-	-	1,319,816
Assigned:								
Subsequent year's budget	-	-	-	-	6,501	-	-	6,501
Total Fund Balances	\$ 1,319,816	\$ 611,251	\$ 4,844,837	\$ 61,098	\$ 705,884	\$ 1,242,311	\$ -	\$ 8,785,197
Total Liabilities, Deferred Inflows of Resources and Fund Balances	\$ 1,948,334	\$ 4,134,775	\$ 4,844,837	\$ 115,896	\$ 4,771,828	\$ 7,039,909	\$ 419,863	\$ 23,275,442

WAUKESHA COUNTY, WISCONSIN

COMBINING STATEMENT OF REVENUES, EXPENDITURES
AND CHANGES IN FUND BALANCES - ALL NON-MAJOR SPECIAL REVENUE FUNDS
For The Year Ended December 31, 2018

	Aging and Disability Resource Center Contract Fund	County Library Fund	Walter Tammann Fund	Land Information System Fund	Transportation Fund	Community Development Fund	Workforce Innovation Opportunity Act Fund	Total Non-Major Special Revenue Funds
REVENUES								
Intergovernmental contracts/grants	\$ 3,274,556	-	\$ -	\$ 1,000	\$ 11,218,536	\$ 1,977,992	\$ 419,863	\$ 16,891,947
Taxes	-	3,500,124	-	-	3,048,041	-	-	6,548,165
Fines and licenses	-	-	-	-	232,660	-	-	232,660
Charges for services	-	-	-	473,680	564,194	-	-	1,037,874
Interdepartmental revenues	-	-	-	15,500	609,080	-	-	624,580
Miscellaneous revenues	-	-	186,794	123,920	450,912	1,428,676	-	2,190,302
Total revenues	3,274,556	3,500,124	186,794	614,100	16,123,423	3,406,668	419,863	27,525,528
EXPENDITURES								
Current:								
Health and human services	3,274,556	-	-	-	-	-	-	3,274,556
Environment, parks and education	-	3,500,124	2,500	738,603	-	3,745,683	419,863	8,406,773
Public works	-	-	-	-	15,386,241	-	-	15,386,241
Capital outlay:								
Public works	-	-	-	-	39,749	-	-	39,749
Total expenditures	3,274,556	3,500,124	2,500	738,603	15,425,990	3,745,683	419,863	27,107,319
Excess of Revenues Over (Under) Expenditures	-	-	184,294	(124,503)	697,433	(339,015)	-	418,209
OTHER FINANCING SOURCES (USES)								
Transfers in	-	-	80,670	-	90,000	-	-	170,670
Transfers out	-	-	(408,000)	-	(307,966)	-	-	(715,966)
Total other financing sources (uses)	-	-	(327,330)	-	(217,966)	-	-	(545,296)
Net change in fund balances	-	-	(143,036)	(124,503)	479,467	(339,015)	-	(127,087)
Fund Balances - January 1 - as restated	1,319,816	611,251	4,987,873	185,601	226,417	1,581,326	-	8,912,284
Fund Balances - December 31	\$ 1,319,816	\$ 611,251	\$ 4,844,837	\$ 61,098	\$ 705,884	\$ 1,242,311	\$ -	\$ 8,785,197

WAUKESHA COUNTY, WISCONSIN

SCHEDULE OF REVENUES, EXPENDITURES AND CHANGES IN FUND BALANCE - BUDGET AND ACTUAL -
AGING AND DISABILITY RESOURCE CENTER CONTRACT FUND
For The Year Ended December 31, 2018

	<u>Original Budget</u>	<u>Final Budget</u>	<u>Actual Amount</u>	<u>Variance from Final Budget</u>
REVENUES				
Intergovernmental contracts/grants	\$ 3,358,215	\$ 3,443,969	\$ 3,274,556	\$ (169,413)
Total revenues	<u>3,358,215</u>	<u>3,443,969</u>	<u>3,274,556</u>	<u>(169,413)</u>
EXPENDITURES				
Health and human services:				
Personnel	1,880,489	2,414,027	2,308,366	105,661
Operating	1,094,443	632,659	569,245	63,414
Interdepartmental charges	383,283	397,283	396,945	338
Total expenditures	<u>3,358,215</u>	<u>3,443,969</u>	<u>3,274,556</u>	<u>169,413</u>
Excess of Revenues Over Expenditures	-	-	-	-
Fund Balance - January 1	<u>1,319,816</u>	<u>1,319,816</u>	<u>1,319,816</u>	-
Fund Balance - December 31	<u>\$ 1,319,816</u>	<u>\$ 1,319,816</u>	<u>\$ 1,319,816</u>	<u>\$ -</u>

WAUKESHA COUNTY, WISCONSIN

SCHEDULE OF REVENUES, EXPENDITURES
AND CHANGES IN FUND BALANCE - BUDGET AND ACTUAL - COUNTY LIBRARY FUND
For The Year Ended December 31, 2018

	<u>Original Budget</u>	<u>Final Budget</u>	<u>Actual Amounts</u>	<u>Variance from Final Budget</u>
REVENUES				
Taxes	\$ 3,500,124	\$ 3,500,124	\$ 3,500,124	\$ -
Total revenues	<u>3,500,124</u>	<u>3,500,124</u>	<u>3,500,124</u>	<u>-</u>
EXPENDITURES				
Environment, parks and education:				
Operating	3,500,124	3,500,124	3,500,124	-
Total expenditures	<u>3,500,124</u>	<u>3,500,124</u>	<u>3,500,124</u>	<u>-</u>
Excess of Revenues Over (Under) Expenditures	-	-	-	-
Fund Balance - January 1 - as restated	<u>611,251</u>	<u>611,251</u>	<u>611,251</u>	<u>-</u>
Fund Balance - December 31	<u><u>\$ 611,251</u></u>	<u><u>\$ 611,251</u></u>	<u><u>\$ 611,251</u></u>	<u><u>\$ -</u></u>

WAUKESHA COUNTY, WISCONSIN

SCHEDULE OF REVENUES, EXPENDITURES
AND CHANGES IN FUND BALANCE - BUDGET AND ACTUAL - WALTER TARMANN FUND
For The Year Ended December 31, 2018

	<u>Original Budget</u>	<u>Final Budget</u>	<u>Actual Amount</u>	<u>Variance from Final Budget</u>
REVENUES				
Miscellaneous revenues	\$ -	\$ -	\$ 186,794	\$ 186,794
Total revenues	<u>-</u>	<u>-</u>	<u>186,794</u>	<u>186,794</u>
EXPENDITURES				
Environment, parks and education:				
Operating	62,500	62,500	2,500	60,000
Capital outlay	337,500	337,500	-	337,500
Total expenditures	<u>400,000</u>	<u>400,000</u>	<u>2,500</u>	<u>397,500</u>
Excess of Revenues Over (Under) Expenditures	<u>(400,000)</u>	<u>(400,000)</u>	<u>184,294</u>	<u>584,294</u>
OTHER FINANCING USES				
Transfers in	-	-	80,670	80,670
Transfers out	-	-	(408,000)	(408,000)
Total other financing uses	<u>-</u>	<u>-</u>	<u>(327,330)</u>	<u>(327,330)</u>
Net change in fund balances	<u>(400,000)</u>	<u>(400,000)</u>	<u>(143,036)</u>	<u>256,964</u>
Fund Balance - January 1	4,987,873	4,987,873	4,987,873	-
Fund Balance - December 31	<u>\$ 4,587,873</u>	<u>\$ 4,587,873</u>	<u>\$ 4,844,837</u>	<u>\$ 256,964</u>

WAUKESHA COUNTY, WISCONSIN

SCHEDULE OF REVENUES, EXPENDITURES
AND CHANGES IN FUND BALANCE - BUDGET AND ACTUAL - LAND INFORMATION SYSTEM FUND
For The Year Ended December 31, 2018

	<u>Original Budget</u>	<u>Final Budget</u>	<u>Actual Amount</u>	<u>Variance from Final Budget</u>
REVENUES				
Intergovernmental contracts/grants	\$ 91,000	\$ 91,000	\$ 1,000	\$ (90,000)
Charges for services	624,800	624,800	473,680	(151,120)
Interdepartmental revenues	15,500	15,500	15,500	-
Miscellaneous revenues	120,000	120,000	123,920	3,920
Total revenues	<u>851,300</u>	<u>851,300</u>	<u>614,100</u>	<u>(237,200)</u>
EXPENDITURES				
Environment, parks and education:				
Personnel	466,519	441,519	406,362	35,157
Operating	354,820	379,820	261,466	118,354
Interdepartmental charges	75,648	75,648	70,775	4,873
Total expenditures	<u>896,987</u>	<u>896,987</u>	<u>738,603</u>	<u>158,384</u>
Excess of Revenues Under Expenditures	<u>(45,687)</u>	<u>(45,687)</u>	<u>(124,503)</u>	<u>(78,816)</u>
Fund Balance - January 1	185,601	185,601	185,601	-
Fund Balance - December 31	<u><u>\$ 139,914</u></u>	<u><u>\$ 139,914</u></u>	<u><u>\$ 61,098</u></u>	<u><u>\$ (78,816)</u></u>

WAUKESHA COUNTY, WISCONSIN

SCHEDULE OF REVENUES, EXPENDITURES
AND CHANGES IN FUND BALANCE - BUDGET AND ACTUAL - TRANSPORTATION FUND
For The Year Ended December 31, 2018

	<u>Original Budget</u>	<u>Final Budget</u>	<u>Actual Amount</u>	<u>Variance from Final Budget</u>
REVENUES				
Intergovernmental contracts/grants	\$ 10,429,985	\$ 11,146,985	\$ 11,218,536	\$ 71,551
Taxes	3,048,041	3,048,041	3,048,041	-
Fines and licenses	130,000	130,000	232,660	102,660
Charges for services	541,480	541,480	564,194	22,714
Interdepartmental revenues	604,933	604,933	609,080	4,147
Miscellaneous revenues	497,085	497,085	450,912	(46,173)
Total revenues	<u>15,251,524</u>	<u>15,968,524</u>	<u>16,123,423</u>	<u>154,899</u>
EXPENDITURES				
Public works:				
Personnel	6,716,551	7,096,551	7,014,620	81,931
Operating	3,998,832	4,296,994	3,717,920	579,074
Interdepartmental charges	4,586,141	4,666,141	4,653,701	12,440
Capital outlay	40,000	40,000	39,749	251
Total expenditures	<u>15,341,524</u>	<u>16,099,686</u>	<u>15,425,990</u>	<u>673,696</u>
Excess of Revenues Over (Under) Expenditures	<u>(90,000)</u>	<u>(131,162)</u>	<u>697,433</u>	<u>828,595</u>
OTHER FINANCING SOURCES (USES)				
Transfers in	-	-	90,000	90,000
Transfers out	-	-	(307,966)	(307,966)
Total other financing sources (uses)	<u>-</u>	<u>-</u>	<u>(217,966)</u>	<u>(217,966)</u>
Net change in fund balances	<u>(90,000)</u>	<u>(131,162)</u>	<u>479,467</u>	<u>610,629</u>
Fund Balance - January 1	<u>226,417</u>	<u>226,417</u>	<u>226,417</u>	<u>-</u>
Fund Balance - December 31	<u>\$ 136,417</u>	<u>\$ 95,255</u>	<u>\$ 705,884</u>	<u>\$ 610,629</u>

WAUKESHA COUNTY, WISCONSIN

SCHEDULE OF REVENUES, EXPENDITURES
AND CHANGES IN FUND BALANCE - BUDGET AND ACTUAL - COMMUNITY DEVELOPMENT FUND
For The Year Ended December 31, 2018

	<u>Original Budget</u>	<u>Final Budget</u>	<u>Actual Amount</u>	<u>Variance from Final Budget</u>
REVENUES				
Intergovernmental contracts/grants	\$ 2,134,832	\$ 5,488,380	\$ 1,977,992	\$ (3,510,388)
Miscellaneous revenues	566,159	1,558,457	1,428,676	(129,781)
Total revenues	<u>2,700,991</u>	<u>7,046,837</u>	<u>3,406,668</u>	<u>(3,640,169)</u>
EXPENDITURES				
Environment, parks and education				
Personnel	239,072	239,072	235,112	3,960
Operating	2,378,153	6,709,761	3,431,859	3,277,902
Interdepartmental charges	83,766	83,766	78,712	5,054
Total expenditures	<u>2,700,991</u>	<u>7,032,599</u>	<u>3,745,683</u>	<u>3,286,916</u>
Excess of Revenues Over Expenditures	-	14,238	(339,015)	(353,253)
Fund Balance - January 1	1,581,326	1,581,326	1,581,326	-
Fund Balance - December 31	<u>\$ 1,581,326</u>	<u>\$ 1,595,564</u>	<u>\$ 1,242,311</u>	<u>\$ (353,253)</u>

WAUKESHA COUNTY, WISCONSIN

SCHEDULE OF REVENUES, EXPENDITURES AND CHANGES IN FUND BALANCE -
 BUDGET AND ACTUAL - WORKFORCE INNOVATION OPPORTUNITY ACT FUND
 For The Year Ended December 31, 2018

	<u>Original Budget</u>	<u>Final Budget</u>	<u>Actual Amount</u>	<u>Variance from Final Budget</u>
REVENUES				
Intergovernmental contracts/grants	\$ -	\$ 434,700	\$ 419,863	\$ (14,837)
Total revenues	<u>-</u>	<u>434,700</u>	<u>419,863</u>	<u>(14,837)</u>
EXPENDITURES				
Environment, parks and education				
Personnel	-	42,300	32,202	10,098
Operating	-	392,400	387,661	4,739
Total expenditures	<u>-</u>	<u>434,700</u>	<u>419,863</u>	<u>14,837</u>
Excess of Revenues Over Expenditures	-	-	-	-
Fund Balance - January 1	-	-	-	-
Fund Balance - December 31	<u>\$ -</u>	<u>\$ -</u>	<u>\$ -</u>	<u>\$ -</u>

THIS PAGE LEFT BLANK

DEBT SERVICE FUND

The debt service fund is used to account for the accumulation of resources for the payment of general long-term debt principal, interest and service costs.

THIS PAGE LEFT BLANK

WAUKESHA COUNTY, WISCONSIN

SCHEDULE OF REVENUES, EXPENDITURES
AND CHANGES IN FUND BALANCE - BUDGET AND ACTUAL - DEBT SERVICE FUND
For The Year Ended December 31, 2018

	<u>Original Budget</u>	<u>Final Budget</u>	<u>Actual Amount</u>	<u>Variance from Final Budget</u>
REVENUES				
Taxes	\$ 13,554,500	\$ 13,554,500	\$ 13,554,500	\$ -
Investment earnings	-	-	81,475	81,475
Miscellaneous revenues	-	-	43,297	43,297
Total revenues	<u>13,554,500</u>	<u>13,554,500</u>	<u>13,679,272</u>	<u>124,772</u>
EXPENDITURES				
Debt service:				
Principal retirement	13,030,000	13,030,000	13,030,000	-
Interest and fiscal charges	1,862,840	1,862,840	1,598,840	264,000
Total expenditures	<u>14,892,840</u>	<u>14,892,840</u>	<u>14,628,840</u>	<u>264,000</u>
Excess of Revenues Over (Under) Expenditures	<u>(1,338,340)</u>	<u>(1,338,340)</u>	<u>(949,568)</u>	<u>388,772</u>
OTHER FINANCING SOURCES				
Premium on general obligation notes issued	-	-	246,913	246,913
Transfers in	-	-	640,000	640,000
Total other financing sources	<u>-</u>	<u>-</u>	<u>886,913</u>	<u>886,913</u>
Net change in fund balances	<u>(1,338,340)</u>	<u>(1,338,340)</u>	<u>(62,655)</u>	<u>1,275,685</u>
Fund Balance - January 1	1,244,742	1,244,742	1,244,742	-
Fund Balance - December 31	<u>\$ (93,598)</u>	<u>\$ (93,598)</u>	<u>\$ 1,182,087</u>	<u>\$ 1,275,685</u>

THIS PAGE LEFT BLANK

CAPITAL PROJECTS FUND

The capital projects fund is used to account for and report financial resources that are restricted, committed or assigned for the acquisition or construction of major capital facilities (other than those financed by proprietary funds and trust funds).

THIS PAGE LEFT BLANK

WAUKESHA COUNTY, WISCONSIN

SCHEDULE OF REVENUES, EXPENDITURES
AND CHANGES IN FUND BALANCE - BUDGET AND ACTUAL - CAPITAL PROJECTS FUND
For The Year Ended December 31, 2018

	<u>Original Budget</u>	<u>Final Budget</u>	<u>Actual Amount</u>	<u>Variance from Final Budget</u>
REVENUES				
General intergovernmental assistance	\$ 905,100	\$ 905,100	\$ 1,164,157	\$ 259,057
Intergovernmental contracts/grants	559,000	559,000	2,660,696	2,101,696
Taxes	1,747,000	1,747,000	1,747,000	-
Investment earnings	280,000	280,000	211,311	(68,689)
Miscellaneous revenues	100,000	100,000	181,715	81,715
Total revenues	<u>3,591,100</u>	<u>3,591,100</u>	<u>5,964,879</u>	<u>2,373,779</u>
EXPENDITURES				
Capital outlay:				
Justice and public safety	6,575,000	9,248,773	1,739,551	7,509,222
Health and human services	287,000	4,327,154	1,304,512	3,022,642
Environment, parks and education	2,114,000	3,500,042	2,597,503	902,539
Public works	7,445,300	16,757,994	8,232,079	8,525,915
General government	1,867,000	2,243,002	622,831	1,620,171
Total expenditures	<u>18,288,300</u>	<u>36,076,965</u>	<u>14,496,476</u>	<u>21,580,489</u>
Excess of Revenues Over (Under) Expenditures	<u>(14,697,200)</u>	<u>(32,485,865)</u>	<u>(8,531,597)</u>	<u>23,954,268</u>
OTHER FINANCING SOURCES				
General obligation notes issued	12,500,000	12,500,000	12,500,000	-
Transfers in	-	-	2,197,200	2,197,200
Transfers out	-	-	(173,170)	(173,170)
Total other financing sources	<u>12,500,000</u>	<u>12,500,000</u>	<u>14,524,030</u>	<u>2,024,030</u>
Net change in fund balances	<u>(2,197,200)</u>	<u>(19,985,865)</u>	<u>5,992,433</u>	<u>25,978,298</u>
Fund Balance - January 1	24,007,801	24,007,801	24,007,801	-
Fund Balance - December 31	<u>\$ 21,810,601</u>	<u>\$ 4,021,936</u>	<u>\$ 30,000,234</u>	<u>\$ 25,978,298</u>

THIS PAGE LEFT BLANK

NON-MAJOR ENTERPRISE FUNDS

Enterprise funds are used to account for operations (a) that are financed and operated in a manner similar to private business enterprises - where the intent of the governing body is that the costs (expenses, including depreciation) of providing goods or services to the general public on a continuing basis be financed or recovered, primarily through user charges; or (b) where the governing body has decided that periodic determination of revenues earned, expenses incurred, and/or net income is appropriate for capital maintenance, public policy, management control, accountability or other purposes.

GOLF COURSE FUND - To account for the operation and maintenance of three County golf courses, located in the north central, eastern and central sections of the County.

ICE ARENA FUND - To account for the operation and maintenance of two County ice rinks, located in the eastern and western sections of the County.

THIS PAGE LEFT BLANK

WAUKESHA COUNTY, WISCONSIN

COMBINING STATEMENT OF NET POSITION - ALL NON-MAJOR ENTERPRISE FUNDS
December 31, 2018

	Golf Course Fund	Ice Arena Fund	Total Non-Major Enterprise Funds
ASSETS			
Current assets:			
Cash and investments	\$ 114,084	\$ 545,223	\$ 659,307
Accounts receivable	1,251	37,916	39,167
Due from other governments	-	2,585	2,585
Prepaid items	585	-	585
Inventories	99,791	180	99,971
Total current assets	<u>215,711</u>	<u>585,904</u>	<u>801,615</u>
Noncurrent assets:			
Advances to other funds	461,609	-	461,609
Restricted asset:			
Net pension asset	132,866	66,393	199,259
Capital assets:			
Construction in progress	-	197,957	197,957
Land	384,715	1,800,000	2,184,715
Buildings	2,813,555	6,269,957	9,083,512
Improvements other than buildings	3,317,884	496,960	3,814,844
Machinery and equipment	740,239	210,140	950,379
Software	15,622	-	15,622
Less accumulated depreciation/amortization	(4,865,630)	(5,098,749)	(9,964,379)
Total capital assets (net of accumulated depreciation/amortization)	<u>2,406,385</u>	<u>3,876,265</u>	<u>6,282,650</u>
Total noncurrent assets	<u>3,000,860</u>	<u>3,942,658</u>	<u>6,943,518</u>
Total assets	<u>\$ 3,216,571</u>	<u>\$ 4,528,562</u>	<u>\$ 7,745,133</u>
DEFERRED OUTFLOWS OF RESOURCES			
Pension related amounts	\$ 251,569	\$ 122,976	\$ 374,545
Total deferred outflows of resources	<u>\$ 251,569</u>	<u>\$ 122,976</u>	<u>\$ 374,545</u>
LIABILITIES			
Current liabilities:			
Accounts payable	\$ 8,936	\$ 31,175	\$ 40,111
Accrued compensation	27,013	14,596	41,609
Other unearned revenue	-	507	507
Total current liabilities	<u>35,949</u>	<u>46,278</u>	<u>82,227</u>
Noncurrent liabilities:			
Advances from other funds	-	2,101,593	2,101,593
Total noncurrent liabilities	<u>-</u>	<u>2,101,593</u>	<u>2,101,593</u>
Total liabilities	<u>\$ 35,949</u>	<u>\$ 2,147,871</u>	<u>\$ 2,183,820</u>
DEFERRED INFLOWS OF RESOURCES			
Pension related amounts	\$ 233,383	\$ 130,373	\$ 363,756
Total deferred inflows of resources	<u>\$ 233,383</u>	<u>\$ 130,373</u>	<u>\$ 363,756</u>
NET POSITION			
Net investment in capital assets	\$ 2,406,385	\$ 3,876,265	\$ 6,282,650
Restricted for pension	132,866	66,393	199,259
Unrestricted (deficit)	659,557	(1,569,364)	(909,807)
Total net position	<u>\$ 3,198,808</u>	<u>\$ 2,373,294</u>	<u>\$ 5,572,102</u>

WAUKESHA COUNTY, WISCONSIN

COMBINING STATEMENT OF REVENUES, EXPENSES AND CHANGES IN
NET POSITION - ALL NON-MAJOR ENTERPRISE FUNDS
For The Year Ended December 31, 2018

	Golf Course Fund	Ice Arena Fund	Total Non-Major Enterprise Funds
OPERATING REVENUES			
Charges for services	\$ 2,617,179	\$ 1,049,688	\$ 3,666,867
Miscellaneous revenues	1,137	6,467	7,604
Total operating revenues	2,618,316	1,056,155	3,674,471
OPERATING EXPENSES			
Salaries	962,535	426,852	1,389,387
Benefits	261,650	137,664	399,314
Operating	815,495	384,111	1,199,606
Interdepartmental	878,956	93,839	972,795
Depreciation	173,346	237,326	410,672
Total operating expenses	3,091,982	1,279,792	4,371,774
Operating loss	(473,666)	(223,637)	(697,303)
NON-OPERATING REVENUES			
Investment earnings	6,691	6,889	13,580
Total non-operating revenues	6,691	6,889	13,580
Income (loss) before transfers	(466,975)	(216,748)	(683,723)
Transfers in	-	358,000	358,000
Transfers out	(80,670)	-	(80,670)
Change in net position	(547,645)	141,252	(406,393)
Net position - January 1	3,746,453	2,232,042	5,978,495
Net position - December 31	\$ 3,198,808	\$ 2,373,294	\$ 5,572,102

WAUKESHA COUNTY, WISCONSIN

COMBINING STATEMENT OF CASH FLOWS - ALL NON-MAJOR ENTERPRISE FUNDS
For The Year Ended December 31, 2018

	Golf Course Fund	Ice Arena Fund	Total Non-Major Enterprise Funds
CASH FLOWS FROM OPERATING ACTIVITIES			
Receipts from customers and users	\$ 2,618,441	\$ 1,111,291	\$ 3,729,732
Payments to suppliers	(827,495)	(400,679)	(1,228,174)
Payments to employees	(1,197,087)	(556,779)	(1,753,866)
Payments for interfund services used	(878,956)	(93,839)	(972,795)
Total cash flows from operating activities	(285,097)	59,994	(225,103)
CASH FLOWS FROM NON-CAPITAL FINANCING ACTIVITIES			
Transfers from other funds	-	358,000	358,000
Transfers to other funds	(80,670)	-	(80,670)
Total cash flows from non-capital financing activities	(80,670)	358,000	277,330
CASH FLOWS FROM CAPITAL AND RELATED FINANCING ACTIVITIES			
Acquisition of capital assets	(28,551)	(254,245)	(282,796)
Total cash flows from capital and related financing activities	(28,551)	(254,245)	(282,796)
CASH FLOWS FROM INVESTING ACTIVITIES			
Interest received	6,691	6,889	13,580
Total cash flows from investing activities	6,691	6,889	13,580
Net change in cash and cash equivalents	(387,627)	170,638	(216,989)
Cash and Cash Equivalents, Beginning of Year	501,711	374,585	876,296
Cash and Cash Equivalents, End of Year	\$ 114,084	\$ 545,223	\$ 659,307
NON-CASH CAPITAL AND RELATED FINANCING ACTIVITIES			
None			
RECONCILIATION OF OPERATING LOSS TO NET CASH FLOWS FROM OPERATING ACTIVITIES			
Operating loss	\$ (473,666)	\$ (223,637)	\$ (697,303)
Depreciation expense	173,346	237,326	410,672
(Increase) Decrease in accounts receivable	125	68,757	68,882
(Increase) Decrease in due from other governments	-	(2,310)	(2,310)
(Increase) Decrease in prepaid items	995	-	995
(Increase) Decrease in inventories	1,026	-	1,026
(Increase) Decrease in net pension asset	(167,325)	(85,267)	(252,592)
(Increase) Decrease in deferred outflows - pension related amounts	103,423	22,797	126,220
Increase (Decrease) in accounts payable	(14,021)	(16,568)	(30,589)
Increase (Decrease) in accrued compensation	4,819	613	5,432
Increase (Decrease) in other unearned revenue	-	(11,311)	(11,311)
Increase (Decrease) in deferred inflows - pension related amounts	86,181	69,594	155,775
Net cash flows from operating activities	\$ (285,097)	\$ 59,994	\$ (225,103)

THIS PAGE LEFT BLANK

INTERNAL SERVICE FUNDS

Internal service funds are used to account for the financing of goods or services provided by one department or agency to other departments or agencies of the County or to other governments on a cost-reimbursement basis.

HEALTH AND DENTAL INSURANCE FUND – To account for the costs associated with the County's self funded health and dental insurance benefits for County employees, elected officials, retirees and dependents.

VEHICLE REPLACEMENT FUND - To account for the costs associated with the financing of vehicle/equipment replacements when the individual item's cost equals or exceeds \$7,500 and has a useful life of two or more years. Costs are billed to user departments based on the depreciable life of the asset.

RISK MANAGEMENT / SELF INSURANCE FUND - To account for the costs associated with the investigation and/or payment of claims which are not covered under an insurance policy. Costs are billed to other County departments on a claims experience/exposure or an actual cost basis. This fund also accounts for funds invested in the Wisconsin Municipal Mutual Insurance Company (WMMIC). The County, together with certain other units of government within the State of Wisconsin, created WMMIC to provide general and police professional liability, errors and omissions and vehicle liability coverage for counties or cities in Wisconsin. In addition, the fund accounts for the costs associated with the investigation and/payment of Workmen's Compensation claims. Costs are billed to other County departments on a claims experience/exposure basis.

CENTRAL FLEET MAINTENANCE FUND - To account for the costs associated with the maintenance and repair of all county-owned motorized equipment. Costs are billed to user departments based on actual cost.

COLLECTIONS FUND - To account for costs associated with the collection of funds owed to the County. Costs are billed to user departments based on actual costs.

END USER TECHNOLOGY FUND - To account for the costs associated with the financing and support of computer and copier equipment replacement when the individual item has a useful life of two or more years. Replacement costs are billed to user departments based on the depreciable life of the asset. Support costs are billed on the number of computers being used and the level of support

THIS PAGE LEFT BLANK

THIS PAGE LEFT BLANK

WAUKESHA COUNTY, WISCONSIN

COMBINING STATEMENT OF NET POSITION - ALL INTERNAL SERVICE FUNDS
December 31, 2018

	Health and Dental Insurance Fund	Vehicle Replacement Fund	Risk Management/ Self-Insurance Fund	Central Fleet Maintenance Fund	Collections Fund	End User Technology Fund	Total Internal Service Funds
ASSETS							
Current Assets:							
Cash and investments	\$ 8,355,204	\$ 174,295	\$ 3,645,916	\$ 226,987	\$ 323,820	\$ 1,442,538	\$ 14,168,760
Accounts receivable	841,015	-	-	-	48,339	3,089	892,443
Due from other governments	93,092	-	-	14,358	1,727	6,565	115,742
Prepaid items	64,255	-	38,585	-	2,228	16,270	121,338
Inventories	-	-	-	571,713	-	3,423	575,136
Total current assets	<u>9,353,566</u>	<u>174,295</u>	<u>3,684,501</u>	<u>813,058</u>	<u>376,114</u>	<u>1,471,885</u>	<u>15,873,419</u>
Noncurrent Assets:							
Restricted assets:							
Restricted cash and investments	-	-	479,124	-	-	-	479,124
Deposit in WMMIC	-	-	2,459,264	-	-	-	2,459,264
Net pension asset	-	-	49,088	153,543	84,018	499,847	786,496
Capital assets:							
Buildings	-	-	-	4,122,283	-	-	4,122,283
Improvements other than buildings	-	-	-	22,089	-	-	22,089
Machinery and equipment	-	8,769,789	7,637	945,389	173,093	3,967,819	13,863,727
Software	-	-	-	-	-	196,732	196,732
Vehicles	-	18,155,971	-	-	-	-	18,155,971
Less accumulated depreciation/amortization	-	(14,574,724)	(7,637)	(2,703,558)	(156,921)	(2,186,515)	(19,629,355)
Total capital assets (net of accumulated depreciation/amortization)	-	<u>12,351,036</u>	-	<u>2,386,203</u>	<u>16,172</u>	<u>1,978,036</u>	<u>16,731,447</u>
Total noncurrent assets	-	<u>12,351,036</u>	<u>2,987,476</u>	<u>2,539,746</u>	<u>100,190</u>	<u>2,477,883</u>	<u>20,456,331</u>
Total assets	\$ 9,353,566	\$ 12,525,331	\$ 6,671,977	\$ 3,352,804	\$ 476,304	\$ 3,949,768	\$ 36,329,750
DEFERRED OUTFLOWS OF RESOURCES							
Pension related amounts	\$ -	\$ -	\$ 90,337	\$ 280,031	\$ 153,388	\$ 982,863	\$ 1,506,619
Total deferred outflows of resources	\$ -	\$ -	\$ 90,337	\$ 280,031	\$ 153,388	\$ 982,863	\$ 1,506,619

(CONTINUED)

WAUKESHA COUNTY, WISCONSIN

COMBINING STATEMENT OF NET POSITION - ALL INTERNAL SERVICE FUNDS
December 31, 2018

	Health and Dental Insurance Fund	Vehicle Replacement Fund	Risk Management/ Self-Insurance Fund	Central Fleet Maintenance Fund	Collections Fund	End User Technology Fund	Total Internal Service Funds
LIABILITIES							
Current liabilities:							
Accounts payable	\$ 399,439	\$ 38,488	\$ 30,291	\$ 54,342	\$ 54,987	\$ 73,673	\$ 651,220
Accrued compensation	-	-	22,874	43,867	31,497	230,928	329,166
Other liabilities	-	-	-	-	115,423	3,500	118,923
Claims payable - current	2,179,885	-	1,666,993	-	-	-	3,846,878
Total current liabilities	<u>2,579,324</u>	<u>38,488</u>	<u>1,720,158</u>	<u>98,209</u>	<u>201,907</u>	<u>308,101</u>	<u>4,946,187</u>
Noncurrent liabilities:							
Claims payable	\$ 114,731	-	\$ 3,384,501	-	-	-	\$ 3,499,232
Total noncurrent liabilities	<u>114,731</u>	<u>-</u>	<u>3,384,501</u>	<u>-</u>	<u>-</u>	<u>-</u>	<u>3,499,232</u>
Total liabilities	\$ 2,694,055	\$ 38,488	\$ 5,104,659	\$ 98,209	\$ 201,907	\$ 308,101	\$ 8,445,419
DEFERRED INFLOWS OF RESOURCES							
Pension related amounts	\$ -	\$ -	\$ 96,661	\$ 303,678	\$ 169,384	\$ 826,499	\$ 1,396,222
Total deferred inflows of resources	\$ -	\$ -	\$ 96,661	\$ 303,678	\$ 169,384	\$ 826,499	\$ 1,396,222
NET POSITION							
Net investment in capital assets	\$ -	\$ 12,351,036	\$ -	\$ 2,386,203	\$ 16,172	\$ 1,978,036	\$ 16,731,447
Restricted for pension	-	-	49,088	153,543	84,018	499,847	786,496
Unrestricted (deficit)	6,659,511	135,807	1,511,906	691,202	158,211	1,320,148	10,476,785
Total net position	\$ 6,659,511	\$ 12,486,843	\$ 1,560,994	\$ 3,230,948	\$ 258,401	\$ 3,798,031	\$ 27,994,728

(CONCLUDED)

WAUKESHA COUNTY, WISCONSIN
 COMBINING STATEMENT OF REVENUES, EXPENSES AND
 CHANGES IN NET POSITION - ALL INTERNAL SERVICE FUNDS
 For The Year Ended December 31, 2018

	Health and Dental Insurance Fund	Vehicle Replacement Fund	Risk Management/ Self-Insurance Fund	Central Fleet Maintenance Fund	Collections Fund	End User Technology Fund	Total Internal Service Funds
OPERATING REVENUES							
Charges for services	\$ 4,425,940	\$ -	\$ -	\$ 61,608	\$ 226,572	\$ 145,123	\$ 4,859,243
Interdepartmental revenues	16,860,928	3,068,534	2,228,024	3,542,269	491,782	6,581,429	32,772,966
Miscellaneous revenues	3,570,991	-	125,063	30,954	154,326	15,459	3,896,793
Total operating revenues	24,857,859	3,068,534	2,353,087	3,634,831	872,680	6,742,011	41,529,002
OPERATING EXPENSES							
Salaries	-	-	259,789	791,363	488,843	2,574,981	4,114,976
Benefits	-	-	70,689	354,667	188,975	876,422	1,490,753
Insurance and claims expense	24,623,943	-	2,328,667	-	-	-	26,952,610
Operating	2,564,357	601	56,908	2,361,419	59,986	3,094,282	8,137,553
Interdepartmental	29,343	102,853	95,251	75,948	197,468	132,851	633,714
Depreciation	-	3,244,225	-	156,930	3,886	621,327	4,026,368
Total operating expenses	27,217,643	3,347,679	2,811,304	3,740,327	939,158	7,299,863	45,355,974
Operating income (loss)	(2,359,784)	(279,145)	(458,217)	(105,496)	(66,478)	(557,852)	(3,826,972)
NON-OPERATING REVENUES							
Investment earnings	5,366	942	175,567	-	-	-	181,875
Gain (loss) on disposal of capital assets	-	546,873	-	409	-	(826,621)	(279,339)
Total non-operating revenues	5,366	547,815	175,567	409	-	(826,621)	(97,464)
Income (loss) before transfers	(2,354,418)	268,670	(282,650)	(105,087)	(66,478)	(1,384,473)	(3,924,436)
Transfers in	72,880	-	-	-	-	350,000	422,880
Transfers out	-	-	-	(400,000)	(390,000)	(477,000)	(1,267,000)
Change in net position	(2,281,538)	268,670	(282,650)	(505,087)	(456,478)	(1,511,473)	(4,768,556)
Net position - January 1	8,941,049	12,218,173	1,843,644	3,736,035	714,879	5,309,504	32,763,284
Net position - December 31	\$ 6,659,511	\$ 12,486,843	\$ 1,560,994	\$ 3,230,948	\$ 258,401	\$ 3,798,031	\$ 27,994,728

THIS PAGE LEFT BLANK

WAUKESHA COUNTY, WISCONSIN

COMBINING STATEMENT OF CASH FLOWS - ALL INTERNAL SERVICE FUNDS
For The Year Ended December 31, 2018

	Health and Dental Insurance Fund	Vehicle Replacement Fund	Risk Management/ Self-Insurance Fund	Central Fleet Maintenance Fund	Collections Fund	End User Technology Fund	Total Internal Service Funds
CASH FLOWS FROM OPERATING ACTIVITIES							
Receipts from customers and users	\$ 7,742,536	\$ -	\$ 125,063	\$ 84,101	\$ 381,446	\$ 163,983	\$ 8,497,129
Receipts from interfund services provided	16,860,928	3,087,819	2,228,024	3,542,269	491,782	6,581,429	32,792,251
Payments to suppliers	(26,777,853)	(601)	(1,908,253)	(2,409,557)	(21,360)	(3,113,974)	(34,231,598)
Payments to employees	-	-	(323,908)	(1,128,706)	(663,622)	(3,357,605)	(5,473,841)
Payments for interfund services used	(29,343)	(102,853)	(95,251)	(75,948)	(197,468)	(132,851)	(633,714)
Total cash flows from operating activities	(2,203,732)	2,984,365	25,675	12,159	(9,222)	140,982	950,227
CASH FLOWS FROM NON-CAPITAL FINANCING ACTIVITIES							
Transfers from other funds	72,880	-	-	-	-	350,000	422,880
Transfers to other funds	-	-	-	(400,000)	(390,000)	(477,000)	(1,267,000)
Total cash flows from non-capital financing activities	72,880	-	-	(400,000)	(390,000)	(127,000)	(844,120)
CASH FLOWS FROM CAPITAL AND RELATED FINANCING ACTIVITIES							
Acquisition of capital assets	-	(3,616,260)	-	(14,478)	(13,792)	(463,280)	(4,107,810)
Proceeds from sales of capital assets	-	598,198	-	409	-	-	598,607
Total cash flows from capital and related financing activities	-	(3,018,062)	-	(14,069)	(13,792)	(463,280)	(3,509,203)
CASH FLOWS FROM INVESTING ACTIVITIES							
Interest received	5,366	942	175,567	-	-	-	181,875
Total cash flows from investing activities	5,366	942	175,567	-	-	-	181,875
Net change in cash and cash equivalents	(2,125,486)	(32,755)	201,242	(401,910)	(413,014)	(449,298)	(3,221,221)
Cash and Cash Equivalents, Beginning of Year	10,480,690	207,050	3,923,798	628,897	736,834	1,891,836	17,869,105
Cash and Cash Equivalents, End of Year	\$ 8,355,204	\$ 174,295	\$ 4,125,040	\$ 226,987	\$ 323,820	\$ 1,442,538	\$ 14,647,884
NON-CASH CAPITAL AND RELATED FINANCING ACTIVITIES							
Loss on Write Off of Electronic Content Management Capital Project							\$ (826,621)

(CONTINUED)

WAUKESHA COUNTY, WISCONSIN

COMBINING STATEMENT OF CASH FLOWS - ALL INTERNAL SERVICE FUNDS

For The Year Ended December 31, 2018

	Health and Dental Insurance Fund		Vehicle Replacement Fund		Risk Management/ Self-Insurance Fund		Central Fleet Maintenance Fund		Collections Fund		End User Technology Fund		Total Internal Service Funds	
RECONCILIATION OF OPERATING INCOME (LOSS) TO NET CASH FLOWS FROM OPERATING ACTIVITIES														
Operating income (loss)	\$	(2,359,784)	\$	(279,145)	\$	(458,217)	\$	(105,496)	\$	(66,478)	\$	(557,852)	\$	(3,826,972)
Depreciation expense		-		3,244,225		-		156,930		3,886		621,327		4,026,368
(Increase) Decrease in accounts receivable		(187,272)		19,285		-		-		513		9,899		(157,575)
(Increase) Decrease in due from other governments		(67,123)		-		-		(8,461)		35		(6,498)		(82,047)
(Increase) Decrease in prepaid items		66,185		-		10,513		-		-		(15,360)		61,338
(Increase) Decrease in inventories		-		-		-		13,495		-		1,678		15,173
(Increase) Decrease in net pension asset		-		-		(63,018)		(196,675)		(104,469)		(639,135)		(1,003,297)
(Increase) Decrease in deferred outflows - pension related amounts		-		-		16,042		52,063		12,267		493,769		574,141
(Increase) (Decrease) in accounts payable		92,262		-		(13,736)		(61,633)		36,505		(6,010)		47,388
Increase (Decrease) in accrued compensation		-		-		840		(3,103)		3,810		26,541		28,088
Increase (Decrease) in other liabilities		-		-		-		-		2,121		-		2,121
Increase (Decrease) in claims payable		252,000		-		480,545		-		-		-		732,545
Increase (Decrease) in deferred inflows - pension related amounts		-		-		52,706		165,039		102,588		212,623		532,956
Net cash flows from operating activities	\$	(2,203,732)	\$	2,984,365	\$	25,675	\$	12,159	\$	(9,222)	\$	140,982	\$	950,227

RECONCILIATION OF CASH AND CASH EQUIVALENTS TO THE COMBINING STATEMENT OF NET POSITION

Cash and investments - statement of net position	\$	8,355,204	\$	174,295	\$	3,645,916	\$	226,987	\$	323,820	\$	1,442,538	\$	14,168,760
Restricted cash and investments - statement of net position		-		-		479,124		-		-		-		479,124
Cash and cash equivalents - end of year	\$	8,355,204	\$	174,295	\$	4,125,040	\$	226,987	\$	323,820	\$	1,442,538	\$	14,647,884

(CONCLUDED)

THIS PAGE LEFT BLANK

FIDUCIARY FUNDS

AGENCY FUNDS

Agency Funds are custodial in nature (assets equal liabilities) and do not involve measurement of results of operations.

SHERIFF – MAIN JAIL - To account for the receipt of jail prisoner's personal cash.

SHERIFF'S DEPARTMENT PROCESSING FEE FUND - To account for the receipt and disbursement of collections by the Sheriff's Department for judicial actions against residents of the County.

PROPERTY TAX PAYMENTS DUE MUNICIPALITIES - To account for the receipt and disbursement of property tax payments by the County Treasurer for four local municipalities.

CLERK OF COURTS FUND - To account for the receipt and disbursement of court-ordered payments to third parties.

OTHER AGENCY FUNDS - To account for the receipt and disbursement of funds for small items, such as unclaimed property, etc.

THIS PAGE LEFT BLANK

THIS PAGE LEFT BLANK

WAUKESHA COUNTY, WISCONSIN

COMBINING STATEMENT OF ASSETS AND LIABILITIES - AGENCY FUNDS
December 31, 2018

	Dog License Fund	Unclaimed Property Fund	Flexible Spending Account	Workforce Development Center Fund	District Attorney NSF Fund	Representative Payee Fund
ASSETS						
Cash and investments	\$ 27,267	\$ 62,771	\$ 104,850	\$ 318,489	\$ 99,355	\$ 442,797
Total assets	\$ 27,267	\$ 62,771	\$ 104,850	\$ 318,489	\$ 99,355	\$ 442,797
LIABILITIES						
Accounts payable	\$ -	\$ -	\$ -	\$ 6,520	\$ -	\$ -
Other liabilities	-	62,771	104,850	278,325	99,355	442,797
Due to other governments	27,267	-	-	33,644	-	-
Total liabilities	\$ 27,267	\$ 62,771	\$ 104,850	\$ 318,489	\$ 99,355	\$ 442,797

WAUKESHA COUNTY, WISCONSIN

COMBINING STATEMENT OF ASSETS AND LIABILITIES - AGENCY FUNDS
December 31, 2018

Sheriff Processing Fee	Deferred Compensation Administration	Main Jail Fund	Municipal Property Tax Collections	Clerk of Courts Fund	Total Agency Funds
\$ 63,959	\$ 211,093	\$ 107,675	\$ 38,219,915	\$ 3,926,255	\$ 43,584,426
<u>\$ 63,959</u>	<u>\$ 211,093</u>	<u>\$ 107,675</u>	<u>\$ 38,219,915</u>	<u>\$ 3,926,255</u>	<u>\$ 43,584,426</u>
\$ -	\$ -	\$ -	\$ -	\$ -	\$ 6,520
63,959	211,093	107,675	-	3,926,255	5,297,080
-	-	-	38,219,915	-	38,280,826
<u>\$ 63,959</u>	<u>\$ 211,093</u>	<u>\$ 107,675</u>	<u>\$ 38,219,915</u>	<u>\$ 3,926,255</u>	<u>\$ 43,584,426</u>

WAUKESHA COUNTY, WISCONSIN

COMBINING STATEMENT OF CHANGES IN ASSETS AND LIABILITIES -
AGENCY FUNDS

For The Year Ended December 31, 2018

	<u>Balance January 1, 2018</u>	<u>Additions</u>	<u>Deductions</u>	<u>Balance December 31, 2018</u>
DOG LICENSE FUND				
Assets				
Cash and investments	\$ 8,266	\$ 43,845	\$ 24,844	\$ 27,267
Total assets	<u>\$ 8,266</u>	<u>\$ 43,845</u>	<u>\$ 24,844</u>	<u>\$ 27,267</u>
Liabilities				
Accounts payable	\$ -	\$ 24,845	\$ 24,845	\$ -
Due to other governments	8,266	44,874	25,873	27,267
Total liabilities	<u>\$ 8,266</u>	<u>\$ 69,719</u>	<u>\$ 50,718</u>	<u>\$ 27,267</u>
UNCLAIMED PROPERTY FUND				
Assets				
Cash and investments	\$ 106,645	\$ 163,726	\$ 207,600	\$ 62,771
Total assets	<u>\$ 106,645</u>	<u>\$ 163,726</u>	<u>\$ 207,600</u>	<u>\$ 62,771</u>
Liabilities				
Accounts payable	\$ -	\$ 102,299	\$ 102,299	\$ -
Other liabilities	106,645	163,750	207,624	62,771
Total liabilities	<u>\$ 106,645</u>	<u>\$ 266,049</u>	<u>\$ 309,923</u>	<u>\$ 62,771</u>
FLEXIBLE SPENDING ACCOUNT FUND				
Assets				
Cash and investments	\$ 96,182	\$ 309,615	\$ 300,947	\$ 104,850
Total assets	<u>\$ 96,182</u>	<u>\$ 309,615</u>	<u>\$ 300,947</u>	<u>\$ 104,850</u>
Liabilities				
Other liabilities	\$ 96,182	\$ 308,173	\$ 299,505	\$ 104,850
Total liabilities	<u>\$ 96,182</u>	<u>\$ 308,173</u>	<u>\$ 299,505</u>	<u>\$ 104,850</u>
WORKFORCE DEVELOPMENT CENTER FUND				
Assets				
Cash and investments	\$ 223,497	\$ 871,536	\$ 776,544	\$ 318,489
Total assets	<u>\$ 223,497</u>	<u>\$ 871,536</u>	<u>\$ 776,544</u>	<u>\$ 318,489</u>
Liabilities				
Accounts payable	\$ -	\$ 109,867	\$ 103,347	\$ 6,520
Other liabilities	223,497	409,344	354,516	278,325
Due to other governments	-	59,608	25,964	33,644
Total liabilities	<u>\$ 223,497</u>	<u>\$ 578,819</u>	<u>\$ 483,827</u>	<u>\$ 318,489</u>
DISTRICT ATTORNEY NSF FUND				
Assets				
Cash and investments	\$ 143,210	\$ 507,673	\$ 551,528	\$ 99,355
Total assets	<u>\$ 143,210</u>	<u>\$ 507,673</u>	<u>\$ 551,528</u>	<u>\$ 99,355</u>
Liabilities				
Other liabilities	\$ 143,210	\$ 507,673	\$ 551,528	\$ 99,355
Total liabilities	<u>\$ 143,210</u>	<u>\$ 507,673</u>	<u>\$ 551,528</u>	<u>\$ 99,355</u>

(CONTINUED)

WAUKESHA COUNTY, WISCONSIN

COMBINING STATEMENT OF CHANGES IN ASSETS AND LIABILITIES -
AGENCY FUNDS

For The Year Ended December 31, 2018

	<u>Balance January 1, 2018</u>	<u>Additions</u>	<u>Deductions</u>	<u>Balance December 31, 2018</u>
HOMEMAKER FUND				
Assets				
Cash and investments	\$ 18,926	\$ -	\$ 18,926	\$ -
Total assets	<u>\$ 18,926</u>	<u>\$ -</u>	<u>\$ 18,926</u>	<u>\$ -</u>
Liabilities				
Other liabilities	\$ 18,926	\$ -	\$ 18,926	\$ -
Total liabilities	<u>\$ 18,926</u>	<u>\$ -</u>	<u>\$ 18,926</u>	<u>\$ -</u>
REPRESENTATIVE PAYEE FUND				
Assets				
Cash and investments	\$ 520,204	\$ 7,501	\$ 84,908	\$ 442,797
Total assets	<u>\$ 520,204</u>	<u>\$ 7,501</u>	<u>\$ 84,908</u>	<u>\$ 442,797</u>
Liabilities				
Other liabilities	\$ 520,204	\$ 7,501	\$ 84,908	\$ 442,797
Total liabilities	<u>\$ 520,204</u>	<u>\$ 7,501</u>	<u>\$ 84,908</u>	<u>\$ 442,797</u>
SHERIFF PROCESSING FEE FUND				
Assets				
Cash and investments	\$ 54,988	\$ 2,719,275	\$ 2,710,304	\$ 63,959
Total assets	<u>\$ 54,988</u>	<u>\$ 2,719,275</u>	<u>\$ 2,710,304</u>	<u>\$ 63,959</u>
Liabilities				
Other liabilities	\$ 54,988	\$ 2,719,275	\$ 2,710,304	\$ 63,959
Total liabilities	<u>\$ 54,988</u>	<u>\$ 2,719,275</u>	<u>\$ 2,710,304</u>	<u>\$ 63,959</u>
DEFERRED COMPENSATION ADMINISTRATION FUND				
Assets				
Cash and investments	\$ 182,280	\$ 47,968	\$ 19,155	\$ 211,093
Total assets	<u>\$ 182,280</u>	<u>\$ 47,968</u>	<u>\$ 19,155</u>	<u>\$ 211,093</u>
Liabilities				
Other liabilities	\$ 182,280	\$ 28,813	\$ -	\$ 211,093
Total liabilities	<u>\$ 182,280</u>	<u>\$ 28,813</u>	<u>\$ -</u>	<u>\$ 211,093</u>
MAIN JAIL FUND				
Assets				
Cash and investments	\$ 99,665	\$ 2,650,464	\$ 2,642,454	\$ 107,675
Total assets	<u>\$ 99,665</u>	<u>\$ 2,650,464</u>	<u>\$ 2,642,454</u>	<u>\$ 107,675</u>
Liabilities				
Other liabilities	\$ 99,665	\$ 2,650,464	\$ 2,642,454	\$ 107,675
Total liabilities	<u>\$ 99,665</u>	<u>\$ 2,650,464</u>	<u>\$ 2,642,454</u>	<u>\$ 107,675</u>

(CONTINUED)

WAUKESHA COUNTY, WISCONSIN

COMBINING STATEMENT OF CHANGES IN ASSETS AND LIABILITIES -
AGENCY FUNDS

For The Year Ended December 31, 2018

	<u>Balance January 1, 2018</u>	<u>Additions</u>	<u>Deductions</u>	<u>Balance December 31, 2018</u>
MUNICIPAL PROPERTY TAX COLLECTION FUND				
Assets				
Cash and investments	\$ 27,095,777	\$ 38,219,915	\$ 27,095,777	\$ 38,219,915
Total assets	<u>\$ 27,095,777</u>	<u>\$ 38,219,915</u>	<u>\$ 27,095,777</u>	<u>\$ 38,219,915</u>
Liabilities				
Due to other governments	\$ 27,095,777	\$ 38,219,915	\$ 27,095,777	\$ 38,219,915
Total liabilities	<u>\$ 27,095,777</u>	<u>\$ 38,219,915</u>	<u>\$ 27,095,777</u>	<u>\$ 38,219,915</u>
CLERK OF COURTS FUND				
Assets				
Cash and investments	\$ 3,697,145	\$ 19,733,055	\$ 19,503,945	\$ 3,926,255
Total assets	<u>\$ 3,697,145</u>	<u>\$ 19,733,055</u>	<u>\$ 19,503,945</u>	<u>\$ 3,926,255</u>
Liabilities				
Other liabilities	\$ 3,697,145	\$ 19,733,055	\$ 19,503,945	\$ 3,926,255
Total liabilities	<u>\$ 3,697,145</u>	<u>\$ 19,733,055</u>	<u>\$ 19,503,945</u>	<u>\$ 3,926,255</u>
TOTAL AGENCY FUNDS				
Assets				
Cash and investments	\$ 32,246,785	\$ 65,274,573	\$ 53,936,932	\$ 43,584,426
Total assets	<u>\$ 32,246,785</u>	<u>\$ 65,274,573</u>	<u>\$ 53,936,932</u>	<u>\$ 43,584,426</u>
Liabilities				
Accounts payable	\$ -	\$ 237,011	\$ 230,491	\$ 6,520
Other liabilities	5,142,742	26,528,048	26,373,710	5,297,080
Due to other governments	27,104,043	38,324,397	27,147,614	38,280,826
Total liabilities	<u>\$ 32,246,785</u>	<u>\$ 65,089,456</u>	<u>\$ 53,751,815</u>	<u>\$ 43,584,426</u>

(CONCLUDED)

COMPONENT UNIT

BRIDGES LIBRARY SYSTEM FUND – To account for funds provided to maintain a member library system covering Waukesha and Jefferson counties

THIS PAGE LEFT BLANK

WAUKESHA COUNTY, WISCONSIN

BALANCE SHEET - COMPONENT UNIT

BRIDGES LIBRARY SYSTEM FUND

December 31, 2018

ASSETS	
Cash and investments	\$ 1,678,038
Due from other governments	1,370
Total assets	<u>\$ 1,679,408</u>
LIABILITIES	
Accounts payable	\$ 30,078
Due to other governments	7,591
Total liabilities	<u>\$ 37,669</u>
DEFERRED INFLOWS OF RESOURCES	
Deferred grant revenue	\$ 978,342
Total deferred inflows of resources	<u>\$ 978,342</u>
FUND BALANCES	
Restricted:	
Library purposes	\$ 663,397
Total Fund Balances	<u>\$ 663,397</u>
Total Liabilities, Deferred Inflows of Resources and Fund Balances	<u>\$ 1,679,408</u>

WAUKESHA COUNTY, WISCONSIN

**RECONCILIATION OF THE BALANCE SHEET
TO THE STATEMENT OF NET POSITION - COMPONENT UNIT
December 31, 2018**

Total Fund Balance - Component Unit	\$ 663,397
Amounts reported for governmental activities in the Statement of Net Position are different because:	
Capital assets used in governmental activities are not financial resources and therefore are not reported as assets in governmental funds. (see Note 19)	196,852
Some liabilities, including compensated absences, are not due and payable in the current period, and are not reported in the fund. (See Note 19)	(36,216)
GASB 68 requires that the Component Unit's financial statements reflect its share of the net pension asset and related deferred inflows and outflows for the Wisconsin Retirement System	75,935
Total Net Position - Component Unit	<u>\$ 899,968</u>

WAUKESHA COUNTY, WISCONSIN

SCHEDULE OF REVENUES, EXPENDITURES AND CHANGES IN FUND BALANCE
 BUDGET AND ACTUAL - COMPONENT UNIT - BRIDGES LIBRARY SYSTEM FUND
 For The Year Ended December 31, 2018

	<u>Original Budget</u>	<u>Final Budget</u>	<u>Actual Amounts</u>	<u>Variance from Final Budget</u>
REVENUES				
Intergovernmental contracts/grants	\$ 1,257,267	\$ 1,279,269	\$ 1,274,606	\$ (4,663)
Charges for services	802,688	802,688	815,723	13,035
Interdepartmental revenues	10,797	10,797	-	(10,797)
Investment earnings	12,300	12,300	13,871	1,571
Miscellaneous revenues	-	-	2,951	2,951
Total revenues	<u>2,083,052</u>	<u>2,105,054</u>	<u>2,107,151</u>	<u>2,097</u>
EXPENDITURES				
Environment, parks and education:				
Personnel	630,908	630,908	629,550	1,358
Operating	1,446,753	1,468,755	1,258,538	210,217
Interdepartmental charges	136,391	136,391	125,358	11,033
Total expenditures	<u>2,214,052</u>	<u>2,236,054</u>	<u>2,013,446</u>	<u>222,608</u>
Excess of Revenues Over Expenditures	(131,000)	(131,000)	93,705	224,705
Fund Balance - January 1 - as restated	<u>569,692</u>	<u>569,692</u>	<u>569,692</u>	<u>-</u>
Fund Balance - December 31	<u>\$ 438,692</u>	<u>\$ 438,692</u>	<u>\$ 663,397</u>	<u>\$ 224,705</u>

WAUKESHA COUNTY, WISCONSIN

**RECONCILIATION OF THE STATEMENT OF REVENUES, EXPENDITURES AND CHANGES IN
FUND BALANCES TO THE STATEMENT OF ACTIVITIES - COMPONENT UNIT
For The Year Ended December 31, 2018**

Net change in fund balance - component unit	93,705
Amounts reported for governmental activities in the Statement of Activities are different because:	
Governmental funds report capital outlays as expenditures. However, in the Statement of Activities, the cost of those assets is allocated over their estimated useful lives as depreciation expense. This is the amount by which capital assets and contributions exceeded depreciation in the current period. (see Note 19)	(44,300)
Some expenses in the Statement of Activities do not require the use of current financial resources and, therefore, are not reported as expenditures in the governmental funds. (see Note 19)	(3,908)
GASB 68 requires that the County's financial statements reflect its share of the net pension liability and related deferred inflows and outflows for the Wisconsin Retirement System.	(10,564)
Change in Net Position of Component Unit	<u>\$ 34,933</u>

GENERAL LONG TERM DEBT

THIS PAGE LEFT BLANK

THIS PAGE LEFT BLANK

WAUKESHA COUNTY, WISCONSIN

SCHEDULE OF LONG-TERM DEBT
December 31, 2018

<u>General Obligation Promissory Notes</u>	<u>Issue Date</u>	<u>Interest Rate</u>
Series 2009	April 15, 2009	1.50 to 3.375
Series 2010	June 8, 2010	0.85 to 4.05
Series 2011	July 19, 2011	1.25 to 2.75
Series 2012	June 12, 2012	2.00 to 2.125
Series 2013	May 14, 2013	2.00 to 2.25
Series 2014	June 17, 2014	2.00 to 2.25
Series 2015	May 28, 2015	1.00 to 2.00
Series 2016	July 27, 2016	2.00 to 3.00
Series 2017	May 25, 2017	1.90 to 2.15
Series 2018	June 20, 2018	2.00 to 3.00

Total General Obligation Promissory Notes

WAUKESHA COUNTY, WISCONSIN

SCHEDULE OF LONG-TERM DEBT
December 31, 2018

<u>Maturity Date</u>	<u>Original Principal</u>	<u>Payments Through December 31, 2018</u>	<u>Balance Outstanding</u>
April 1, 2019	15,700,000	\$ 14,600,000	\$ 1,100,000
April 1, 2020	9,000,000	7,030,000	1,970,000
April 1, 2021	19,490,000	16,990,000	2,500,000
April 1, 2022	20,000,000	11,000,000	9,000,000
April 1, 2023	17,000,000	6,000,000	11,000,000
April 1, 2024	10,000,000	2,100,000	7,900,000
April 1, 2025	10,000,000	1,100,000	8,900,000
April 1, 2026	11,500,000	1,425,000	10,075,000
April 1, 2027	10,000,000	350,000	9,650,000
April 1, 2028	12,500,000	-	12,500,000
	<u>\$ 135,190,000</u>	<u>\$ 60,595,000</u>	<u>\$ 74,595,000</u>

WAUKESHA COUNTY, WISCONSIN

SCHEDULE OF DEBT SERVICE REQUIREMENTS
December 31, 2018

<u>Note Title</u>	<u>2019</u>	<u>2020</u>	<u>2021</u>	<u>2022</u>
GENERAL OBLIGATION PROMISSORY NOTES OF 2009				
Principal	1,100,000	\$ -	\$ -	\$ -
Interest	18,563	-	-	-
GENERAL OBLIGATION PROMISSORY NOTES OF 2010				
Principal	1,255,000	715,000	-	-
Interest	53,430	14,479	-	-
GENERAL OBLIGATION PROMISSORY NOTES OF 2011				
Principal	1,000,000	1,000,000	500,000	-
Interest	51,250	26,250	6,875	-
GENERAL OBLIGATION PROMISSORY NOTES OF 2012				
Principal	2,800,000	2,500,000	2,400,000	1,300,000
Interest	153,625	100,625	51,625	13,813
GENERAL OBLIGATION PROMISSORY NOTES OF 2013				
Principal	2,350,000	2,350,000	2,300,000	2,000,000
Interest	206,500	159,500	113,000	67,500
GENERAL OBLIGATION PROMISSORY NOTES OF 2014				
Principal	1,500,000	1,500,000	1,500,000	1,400,000
Interest	148,000	118,000	88,000	59,000
GENERAL OBLIGATION PROMISSORY NOTES OF 2015				
Principal	800,000	1,400,000	1,600,000	1,600,000
Interest	159,000	144,500	118,000	86,000
GENERAL OBLIGATION PROMISSORY NOTES OF 2016				
Principal	860,000	1,000,000	1,210,000	1,335,000
Interest	218,350	199,750	171,600	133,425
GENERAL OBLIGATION PROMISSORY NOTES OF 2017				
Principal	500,000	600,000	750,000	1,200,000
Interest	188,800	177,800	164,300	144,800
GENERAL OBLIGATION PROMISSORY NOTES OF 2018				
Principal	600,000	700,000	700,000	1,100,000
Interest	354,000	339,250	320,000	295,750
Total Principal	12,765,000	11,765,000	10,960,000	9,935,000
Total Interest	1,551,518	1,280,154	1,033,400	800,288
Total Payments By Year	<u>\$ 14,316,518</u>	<u>\$ 13,045,154</u>	<u>\$ 11,993,400</u>	<u>\$ 10,735,288</u>

WAUKESHA COUNTY, WISCONSIN

SCHEDULE OF DEBT SERVICE REQUIREMENTS
December 31, 2018

2023	2024	2025	2026	2027	2028	Totals
\$ -	\$ -	\$ -	\$ -	\$ -	\$ -	\$ 1,100,000
-	-	-	-	-	-	18,563
-	-	-	-	-	-	1,970,000
-	-	-	-	-	-	67,909
-	-	-	-	-	-	2,500,000
-	-	-	-	-	-	84,375
-	-	-	-	-	-	9,000,000
-	-	-	-	-	-	319,688
2,000,000	-	-	-	-	-	11,000,000
22,500	-	-	-	-	-	569,000
1,200,000	800,000	-	-	-	-	7,900,000
31,500	9,000	-	-	-	-	453,500
1,500,000	1,200,000	800,000	-	-	-	8,900,000
55,000	28,000	8,000	-	-	-	598,500
1,360,000	1,395,000	1,435,000	1,480,000	-	-	10,075,000
99,800	72,250	43,950	14,800	-	-	953,925
1,500,000	1,600,000	1,300,000	1,200,000	1,000,000	-	9,650,000
117,800	86,800	58,450	33,800	10,750	-	983,300
1,300,000	1,700,000	1,900,000	1,700,000	1,500,000	1,300,000	12,500,000
262,500	217,500	163,500	109,500	61,500	19,500	2,143,000
8,860,000	6,695,000	5,435,000	4,380,000	2,500,000	1,300,000	74,595,000
589,100	413,550	273,900	158,100	72,250	19,500	6,191,760
<u>\$ 9,449,100</u>	<u>\$ 7,108,550</u>	<u>\$ 5,708,900</u>	<u>\$ 4,538,100</u>	<u>\$ 2,572,250</u>	<u>\$ 1,319,500</u>	<u>\$ 80,786,760</u>

THIS PAGE LEFT BLANK

**CAPITAL ASSETS USED IN THE OPERATION OF
GOVERNMENTAL FUNDS**

THIS PAGE LEFT BLANK

WAUKESHA COUNTY, WISCONSIN

CAPITAL ASSETS USED IN THE OPERATION OF GOVERNMENTAL FUNDS

December 31, 2018

GENERAL CAPITAL ASSETS:

Land	\$	61,151,914
Buildings		209,870,406
Improvements Other Than Buildings		25,722,931
Infrastructure		279,016,280
Machinery & Equipment		19,812,828
Software		13,370,008
Vehicles		1,240,560
Construction In Progress		22,113,240
Total General Capital Assets	\$	632,298,167

This schedule presents only the capital asset balances related to governmental funds. Accordingly, the capital assets reported in internal service funds are excluded from the above amounts. Generally, capital assets of internal service funds are included as governmental activities in the Statement of Net Position.

WAUKESHA COUNTY, WISCONSIN

CAPITAL ASSETS USED IN THE OPERATION OF GOVERNMENTAL FUNDS
 SCHEDULE BY FUNCTION AND ACTIVITY
 For The Year Ended December 31, 2018

Function and Activity	General Capital Assets Dec 31, 2017	Additions	Deletions	General Capital Assets Dec 31, 2018
JUSTICE AND PUBLIC SAFETY				
District Attorney	\$ 5,551	\$ -	-	\$ 5,551
Emergency Preparedness	3,784,449	3,112,259	-	6,896,708
Clerk of Courts	9,258,355	-	-	9,258,355
Medical Examiner	1,049,660	-	-	1,049,660
Sheriff	63,988,959	79,309	30,196	64,038,072
Total Justice & Public Safety	78,086,974	3,191,568	30,196	81,248,346
HEALTH AND HUMAN SERVICES	42,089,823	2,684,606	1,309,486	43,464,943
ENVIRONMENT, PARKS AND EDUCATION				
University of Wisconsin-Extension	15,827	-	-	15,827
Register of Deeds	4,206,195	1,249,709	-	5,455,904
Parks and Land Use	65,548,159	1,244,245	60,178	66,732,226
Total Environment, Parks & Education	69,770,181	2,493,954	60,178	72,203,957
PUBLIC WORKS	380,553,258	9,369,536	98,454	389,824,340
GENERAL GOVERNMENT				
County Executive	34,640	-	-	34,640
County Board	10,476	76,670	-	87,146
County Clerk	5,500	-	-	5,500
County Treasurer	1,112,439	-	-	1,112,439
Department of Administration	21,975,665	62,527	-	22,038,192
Corporation Counsel	165,424	-	-	165,424
Total General Administration	23,304,144	139,197	-	23,443,341
CONSTRUCTION IN PROGRESS	27,998,648	8,957,362	14,842,770	22,113,240
TOTAL GENERAL CAPITAL ASSETS	\$ 621,803,028	\$ 26,836,223	\$ 16,341,084	\$ 632,298,167

This schedule presents only the capital asset balances related to governmental funds. Accordingly, the capital assets reported in internal service funds are excluded from the above amounts. Generally, capital assets of internal service funds are included as governmental activities in the Statement of Net Position.

WAUKESHA COUNTY
CAPITAL ASSETS USED IN THE OPERATION OF GOVERNMENTAL FUNDS
SCHEDULE OF GENERAL CAPITAL ASSETS BY FUNCTION AND ACTIVITY
 December 31, 2018

Function and Activity	Land	Building	Improvements Other Than Buildings	Infrastructure	Machinery and Equipment	Software	Vehicles	Construction In Progress	Totals
JUSTICE AND PUBLIC SAFETY									
District Attorney	\$ -	-	\$ -	-	\$ 5,551	\$ -	-	\$ -	\$ 5,551
Emergency Preparedness	-	3,088,716	-	-	525,538	2,769,291	513,163	-	6,896,708
Clerk of Courts	-	8,208,817	-	-	1,049,538	-	-	-	9,258,355
Medical Examiner	-	1,043,531	-	-	6,129	-	-	-	1,049,660
Sheriff	-	59,562,375	6,595	-	3,740,065	24,914	704,123	-	64,038,072
Total Justice & Public Safety	-	71,903,439	6,595	-	5,326,821	2,794,205	1,217,286	-	81,248,346
HEALTH AND HUMAN SERVICES	-	40,678,635	-	-	356,157	2,430,151	-	-	43,464,943
ENVIRONMENT, PARKS AND EDUCATION									
University of Wisconsin-Extension	-	-	-	-	15,827	-	-	-	15,827
Register of Deeds	-	59,275	-	-	3,880,274	1,516,355	-	-	5,455,904
Parks and Land Use	22,247,047	19,739,042	22,512,104	-	1,873,424	360,609	-	-	66,732,226
Total Environment, Parks & Education	22,247,047	19,798,317	22,512,104	-	5,769,525	1,876,964	-	-	72,203,957
PUBLIC WORKS	38,904,867	66,426,617	3,177,354	279,016,280	1,839,248	436,700	23,274	-	389,824,340
GENERAL ADMINISTRATION									
County Executive	-	-	-	-	34,640	-	-	-	34,640
County Board	-	-	-	-	10,476	76,670	-	-	87,146
County Clerk	-	-	-	-	5,500	-	-	-	5,500
County Treasurer	-	-	-	-	294,644	817,795	-	-	1,112,439
Department of Administration	-	10,939,450	26,878	-	6,134,341	4,937,523	-	-	22,038,192
Corporation Counsel	-	123,948	-	-	41,476	-	-	-	165,424
Total General Administration	-	11,063,398	26,878	-	6,521,077	5,831,988	-	-	23,443,341
CONSTRUCTION IN PROGRESS	-	-	-	-	-	-	-	22,113,240	22,113,240
Total General Capital Assets	\$ 61,151,914	\$ 209,870,406	\$ 25,722,931	\$ 279,016,280	\$ 19,812,828	\$ 13,370,008	\$ 1,240,560	\$ 22,113,240	\$ 632,298,167

This schedule presents only the capital asset balances related to governmental funds. Accordingly, the capital assets reported in internal service funds are excluded from the above amounts. Generally, capital assets of internal service funds are included as governmental activities in the Statement of Net Position.

WAUKESHA COUNTY, WISCONSIN

ACCUMULATED DEPRECIATION OF CAPITAL ASSETS USED IN THE OPERATION OF GOVERNMENTAL FUNDS
 SCHEDULE BY FUNCTION AND ACTIVITY
 For The Year Ended December 31, 2018

Function and Activity	Accumulated Depreciation Dec. 31, 2017	Additions	Deletions	Accumulated Depreciation Dec. 31, 2018
JUSTICE AND PUBLIC SAFETY				
District Attorney	\$ 5,551	-	-	\$ 5,551
Emergency Preparedness	3,606,384	79,675	-	3,686,059
Clerk of Courts	5,038,855	194,721	-	5,233,576
Medical Examiner	201,791	26,088	-	227,879
Sheriff	29,207,221	1,681,951	30,196	30,858,976
Total Justice & Public Safety	38,059,802	1,982,435	30,196	40,012,041
HEALTH AND HUMAN SERVICES	10,139,594	1,279,997	1,309,486	10,110,105
ENVIRONMENT, PARKS AND EDUCATION				
University of Wisconsin-Extension	15,037	526	-	15,563
Register of Deeds	4,177,330	126,453	-	4,303,783
Parks and Land Use	22,849,932	3,255,055	58,898	26,046,089
Total Environment, Parks & Education	27,042,299	3,382,034	58,898	30,365,435
PUBLIC WORKS	160,130,430	10,803,194	82,644	170,850,980
GENERAL GOVERNMENT				
County Executive	34,640	-	-	34,640
County Board	10,476	7,667	-	18,143
County Clerk	5,500	-	-	5,500
County Treasurer	1,112,439	-	-	1,112,439
Department of Administration	13,573,826	907,197	-	14,481,023
Corporation Counsel	107,920	3,098	-	111,018
Total General Administration	14,844,801	917,962	-	15,762,763
TOTAL ACCUMULATED DEPRECIATION	\$ 250,216,926	\$ 18,365,622	\$ 1,481,224	\$ 267,101,324

STATISTICAL SECTION

This part of Waukesha County's comprehensive annual financial report presents detailed information as a context for understanding what the information in the financial statements, note disclosures, and required supplementary information says about the county's overall financial health.

FINANCIAL TRENDS – TABLES 1-4

These schedules contain trend information to help the reader understand how the county's financial performance and well-being have changed over time.

REVENUE CAPACITY – TABLES 5-8

These schedules contain information to help the reader assess the county's most significant local revenue source, the property tax.

DEBT CAPACITY – TABLES 9-11

These schedules present information to help the reader assess the affordability of the county's current levels of outstanding debt and the county's ability to issue additional debt in the future.

DEMOGRAPHIC AND ECONOMIC INFORMATION – TABLES 12-13

These schedules offer demographic and economic indicators to help the reader understand the environment within which the county's financial activities take place.

OPERATING INFORMATION – TABLES 14-16

These schedules contain service and infrastructure data to help the reader understand how the information in the county's financial report relates to the services the county provides and the activities it performs.

Sources: Unless otherwise noted, the information in these schedules is derived from the comprehensive annual financial reports for the relevant year. The County implemented GASB Statement 34 in 2002.

THIS PAGE LEFT BLANK

THIS PAGE LEFT BLANK

WAUKESHA COUNTY, WISCONSIN

TABLE 1
NET POSITION BY COMPONENT
LAST TEN FISCAL YEARS
(Accrual Basis of Accounting)

	2009	2010	2011	2012
Governmental activities				
Net investment in capital assets	\$ 221,238,419	\$ 235,590,204	\$ 254,637,685	\$272,991,997
Restricted	13,579,455	13,570,321	20,905,214	21,708,940
Unrestricted	104,613,277	110,475,599	105,840,525	102,136,846
Total governmental activities net position	<u>\$ 339,431,151</u>	<u>\$ 359,636,124</u>	<u>\$ 381,383,424</u>	<u>\$396,837,783</u>
Business-type activities				
Net investment in capital assets	\$ 28,502,394	\$ 27,533,559	\$ 27,389,891	\$ 25,926,909
Restricted	-	-	-	-
Unrestricted	18,137,225	18,609,479	19,562,183	20,496,331
Total business-type activities net position	<u>\$ 46,639,619</u>	<u>\$ 46,143,038</u>	<u>\$ 46,952,074</u>	<u>\$ 46,423,240</u>
Primary government				
Net investment in capital assets	\$ 249,740,813	\$ 263,123,763	\$ 282,027,576	\$298,918,906
Restricted	13,579,455	13,570,321	20,905,214	21,708,940
Unrestricted	122,750,502	129,085,078	125,402,708	122,633,177
Total primary government net position	<u>\$ 386,070,770</u>	<u>\$ 405,779,162</u>	<u>\$ 428,335,498</u>	<u>\$443,261,023</u>

WAUKESHA COUNTY, WISCONSIN

TABLE 1
NET POSITION BY COMPONENT
LAST TEN FISCAL YEARS
(Accrual Basis of Accounting)

2013	2014	2015	2016	2017	2018
\$ 289,131,520	\$302,395,863	\$306,112,400	\$311,912,426	\$314,377,474	\$311,808,558
21,800,178	21,206,029	36,013,000	17,831,293	16,406,054	32,134,271
91,575,464	88,686,232	104,634,861	115,480,294	111,575,462	89,857,221
<u>\$ 402,507,162</u>	<u>\$412,288,124</u>	<u>\$446,760,261</u>	<u>\$445,224,013</u>	<u>\$442,358,990</u>	<u>\$433,800,050</u>
\$ 25,828,208	\$ 30,795,267	\$ 42,453,198	\$ 41,934,747	\$ 41,101,687	\$ 39,545,755
-	-	315,692	-	-	367,754
20,805,814	19,880,902	16,498,376	14,616,769	13,736,131	12,251,214
<u>\$ 46,634,022</u>	<u>\$ 50,676,169</u>	<u>\$ 59,267,266</u>	<u>\$ 56,551,516</u>	<u>\$ 54,837,818</u>	<u>\$ 52,164,723</u>
\$ 314,959,728	\$333,191,130	\$348,565,598	\$353,847,173	\$355,479,161	\$351,354,313
21,800,178	21,206,029	36,328,692	17,831,293	16,406,054	32,502,025
112,381,278	108,567,134	121,133,237	130,097,063	125,311,593	102,108,435
<u>\$ 449,141,184</u>	<u>\$462,964,293</u>	<u>\$506,027,527</u>	<u>\$501,775,529</u>	<u>\$497,196,808</u>	<u>\$485,964,773</u>

WAUKESHA COUNTY, WISCONSIN

TABLE 2
CHANGES IN NET POSITION
LAST TEN FISCAL YEARS
(Accrual Basis of Accounting)

	2009	2010	2011	2012
Expenses				
Governmental Activities:				
Justice and Public Safety	\$ 51,476,358	\$ 50,999,866	\$ 54,853,061	\$ 55,013,816
Health and Human Services	69,147,970	69,357,219	70,672,615	68,212,965
Environment, Parks & Education	20,172,847	19,399,118	20,944,133	18,858,725
Public Works	30,980,914	31,711,425	31,659,321	31,341,502
General Government	16,734,108	16,663,781	17,440,844	18,218,406
Interest and Fiscal Charges	2,660,430	2,406,575	2,240,404	1,998,166
Total governmental activities expenses	191,172,627	190,537,984	197,810,378	193,643,580
Business-type Activities:				
Radio services	981,686	654,208	391,298	396,966
Golf courses	3,162,686	3,184,733	2,991,178	3,129,229
Ice arenas	1,149,365	1,123,537	1,172,385	1,191,096
Materials recovery facility	1,597,449	1,805,158	2,392,616	2,349,912
Airport	1,721,395	1,617,515	1,755,951	1,597,996
Total business-type activities expenses	8,612,581	8,385,151	8,703,428	8,665,199
Total primary government expenses	\$ 199,785,208	\$ 198,923,135	\$ 206,513,806	\$ 202,308,779
Program Revenues				
Governmental Activities:				
Charges for services				
Justice and public safety	\$ 9,875,865	\$ 12,239,099	\$ 12,519,982	\$ 12,403,386
Health and human services	8,140,847	8,011,895	8,350,837	9,783,973
Environment, parks and education	6,674,278	6,982,660	7,845,628	8,999,703
Public works	5,761,456	5,282,970	5,687,356	5,538,712
General government	3,730,196	3,850,581	3,772,509	4,392,785
Operating grants and contributions				
Justice and public safety	3,622,487	3,409,531	3,252,972	2,929,161
Health and human services	38,701,453	38,249,061	39,101,807	33,524,621
Environment, parks and education	2,233,867	2,199,516	1,762,373	2,501,736
Public works	5,383,264	5,271,007	5,237,086	4,714,286
General government	844,132	926,872	951,759	818,951
Capital grants and contributions				
Justice and public safety	-	-	-	-
Environment, parks and education	297,466	3,694,077	1,639,581	23,860
Public works	6,325	4,529,720	12,148,569	6,918,972
General government	181,759	247,763	-	2,147
Total governmental activities program revenues	85,453,395	94,894,752	102,270,459	92,552,293
Business-type Activities:				
Charges for services				
Radio services	590,077	624,691	506,172	479,276
Golf courses	2,932,419	2,932,592	2,792,713	3,043,824
Ice arenas	961,519	1,052,591	995,302	1,030,354
Materials recovery facility	851,344	1,323,692	1,818,024	1,388,468
Airport	688,328	712,154	716,783	740,368
Operating grants and contributions				
Radio services	556,706	-	-	-
Materials recovery facility	1,975,008	1,273,410	874,122	1,198,496
Capital grants and contributions				
Radio services	58,294	-	-	-
Ice arenas	133,902	-	788,496	-
Airport	-	102,846	738,518	-
Total business-type activities program revenues	8,747,597	8,021,976	9,230,130	7,880,786
Total primary government program revenues	\$ 94,200,992	\$ 102,916,728	\$ 111,500,589	\$ 100,433,079
Net (Expense) Revenue				
Governmental activities	\$ (105,719,232)	\$ (95,643,232)	\$ (95,539,919)	\$ (101,091,287)
Business-type activities	135,016	(363,175)	526,702	(784,413)
Total primary government net expense	<u>\$ (105,584,216)</u>	<u>\$ (96,006,407)</u>	<u>\$ (95,013,217)</u>	<u>\$ (101,875,700)</u>

Note: The County implemented GASB Statement 63 in 2012

Note: Bridges Library System was recognized as a component unit of the County in 2018 and is excluded from figures.

WAUKESHA COUNTY, WISCONSIN

TABLE 2
CHANGES IN NET POSITION
LAST TEN FISCAL YEARS
(Accrual Basis of Accounting)

2013	2014	2015	2016	2017	2018
\$ 57,865,553	\$ 58,631,729	\$ 59,260,831	\$ 62,630,595	\$ 64,390,230	\$ 64,383,283
71,005,269	71,813,044	74,719,517	78,412,414	77,324,688	78,812,001
26,277,129	23,638,671	24,055,663	24,494,369	24,275,111	26,983,410
28,519,158	29,786,439	31,486,640	33,437,460	33,752,890	37,670,803
15,849,099	14,950,967	15,490,433	17,437,733	18,841,337	21,848,512
2,038,738	1,706,645	1,623,250	1,452,721	1,483,300	1,380,541
201,554,946	200,527,495	206,636,334	217,865,292	220,067,556	231,078,550
398,840	2,156,629	374,474	408,969	345,162	401,660
3,153,650	3,100,553	3,224,662	2,999,998	3,159,386	3,158,105
1,207,977	1,250,048	1,265,648	1,318,946	1,369,575	1,294,141
2,357,619	2,361,837	4,694,147	4,353,497	4,393,321	4,437,966
1,808,523	1,803,000	1,974,641	2,172,504	2,235,119	2,206,905
8,926,609	10,672,067	11,533,572	11,253,914	11,502,563	11,498,777
\$ 210,481,555	\$ 211,199,562	\$ 218,169,906	\$ 229,119,206	\$ 231,570,119	\$ 242,577,327
\$ 11,509,340	\$ 11,456,678	\$ 12,090,429	\$ 12,367,416	\$ 13,022,915	\$ 13,233,802
8,949,650	8,640,448	8,965,235	9,043,166	11,207,298	10,647,738
8,667,204	7,984,708	8,660,938	8,858,429	9,123,275	8,416,075
5,940,593	6,588,211	7,077,740	6,995,552	6,891,906	7,635,052
4,827,900	5,052,051	4,851,902	4,953,995	6,081,705	6,119,867
2,484,817	2,483,115	2,655,427	3,236,217	3,098,903	3,036,150
32,455,618	34,013,280	37,840,137	38,121,033	36,250,432	37,843,693
6,758,958	3,456,381	5,196,247	4,328,554	4,036,994	2,832,202
4,449,344	4,879,589	5,297,360	6,655,262	6,635,887	7,245,390
2,757,796	2,783,058	713,490	746,275	771,064	812,614
-	-	-	-	-	12,500
-	1,411,991	-	1,615,624	-	-
6,248,796	10,461,844	1,136,157	71,022	-	2,348,955
-	-	36,440	36,440	36,440	-
95,050,016	99,211,354	94,521,502	97,028,985	97,156,819	100,184,038
471,885	469,326	628,989	743,418	615,512	837,945
2,680,873	2,740,941	3,065,012	2,951,671	2,868,926	2,617,179
1,039,349	1,056,046	1,029,811	1,015,374	1,111,015	1,049,688
1,189,428	1,118,216	1,727,774	2,123,986	2,401,167	1,774,443
747,358	792,278	741,076	804,479	900,618	971,555
-	-	-	-	-	-
948,963	947,620	947,831	1,086,894	1,185,023	1,121,442
-	-	1,600,000	-	-	-
-	-	6,500	-	-	-
1,330,518	-	9,146,289	-	-	-
8,408,374	7,124,427	18,893,282	8,725,822	9,082,261	8,372,252
\$ 103,458,390	\$ 106,335,781	\$ 113,414,784	\$ 105,754,807	\$ 106,239,080	\$ 108,556,290
\$ (106,504,930)	\$ (101,316,141)	\$ (112,114,832)	\$ (120,836,307)	\$ (122,910,737)	\$ (130,894,512)
(518,235)	(3,547,640)	7,359,710	(2,528,092)	(2,420,302)	(3,126,525)
\$ (107,023,165)	\$ (104,863,781)	\$ (104,755,122)	\$ (123,364,399)	\$ (125,331,039)	\$ (134,021,037)

WAUKESHA COUNTY, WISCONSIN

TABLE 2
CHANGES IN NET POSITION
LAST TEN FISCAL YEARS
(Accrual Basis of Accounting)

	2009	2010	2011	2012
General Revenues and Other Changes in Net Position				
Governmental Activities:				
Property taxes	\$ 98,395,453	\$ 103,031,397	\$ 103,821,378	\$ 104,354,507
Intergovernmental revenues	1,959,990	1,985,271	2,042,121	1,807,511
Investment earnings (loss)	5,835,552	6,429,520	6,426,213	3,855,412
Miscellaneous	4,371,337	3,641,996	4,555,165	6,028,793
Gains on disposal/sale of capital assets	466,518	364,721	442,342	499,423
Transfers	275,000	395,300	-	-
Total governmental activities	111,303,850	115,848,205	117,287,219	116,545,646
Business-type Activities:				
Property taxes	192,563	192,563	192,563	192,563
Investment earnings	58,021	37,411	33,480	31,474
Miscellaneous	44,882	31,920	50,801	31,542
Gains on disposal/sale of capital assets	-	-	5,490	-
Transfers	(275,000)	(395,300)	-	-
Total business-type activities	20,466	(133,406)	282,334	255,579
Total primary government	111,324,316	115,714,799	117,569,553	116,801,225
Change in Net Position				
Governmental Activities	\$ 5,584,618	\$ 20,204,973	\$ 21,747,300	\$ 15,454,359
Business-type Activities	155,482	(496,581)	809,036	(528,834)
Total primary government	\$ 5,740,100	\$ 19,708,392	\$ 22,556,336	\$ 14,925,525

WAUKESHA COUNTY, WISCONSIN

TABLE 2
CHANGES IN NET POSITION
LAST TEN FISCAL YEARS
(Accrual Basis of Accounting)

2013	2014	2015	2016	2017	2018
\$ 104,327,330	\$ 105,058,189	\$ 105,874,938	\$ 106,246,130	\$ 107,175,895	\$ 108,460,927
1,773,883	1,777,620	1,747,186	1,725,267	1,783,002	1,799,157
(1,124,081)	3,888,387	1,482,620	1,830,979	2,330,296	2,633,444
6,932,258	6,581,603	6,565,763	8,181,785	8,566,882	10,053,071
407,419	1,141,804	323,531	894,898	654,639	531,338
(142,500)	(7,350,500)	210,925	421,000	(465,000)	(277,330)
112,174,309	111,097,103	116,204,963	119,300,059	120,045,714	123,200,607
192,563	192,563	162,563	152,717	122,563	92,563
20,643	16,199	13,465	15,182	14,222	14,831
373,311	30,525	35,654	65,443	104,819	68,706
-	-	593,776	-	-	-
142,500	7,350,500	(210,925)	(421,000)	465,000	277,330
729,017	7,589,787	594,533	(187,658)	706,604	453,430
112,903,326	118,686,890	116,799,496	119,112,401	120,752,318	123,654,037
\$ 5,669,379	\$ 9,780,962	\$ 4,090,131	\$ (1,536,248)	\$ (2,865,023)	\$ (7,693,905)
210,782	4,042,147	7,954,243	(2,715,750)	(1,713,698)	(2,673,095)
\$ 5,880,161	\$ 13,823,109	\$ 12,044,374	\$ (4,251,998)	\$ (4,578,721)	\$ (10,367,000)

WAUKESHA COUNTY, WISCONSIN

TABLE 3
 FUND BALANCES
 GOVERNMENTAL FUNDS
 LAST TEN FISCAL YEARS
(Modified Accrual Basis of Accounting)

	<u>2009</u>	<u>2010</u>	<u>2011</u>	<u>2012</u>
General Fund				
Reserved	\$ 13,426,519	\$ 13,611,000	\$ -	\$ -
Unreserved				
Designated for Subsequent Year's Expenditures	13,186,550	14,465,104	-	-
Undesignated	28,471,866	29,702,339	-	-
Nonspendable	-	-	13,315,338	11,828,476
Restricted	-	-	189,300	189,300
Committed	-	-	4,500,000	4,500,000
Assigned	-	-	13,439,658	13,211,700
Unassigned	-	-	36,199,346	38,668,630
Total General Fund	<u>\$ 55,084,935</u>	<u>\$ 57,778,443</u>	<u>\$ 67,643,642</u>	<u>\$ 68,398,106</u>
All Other Governmental Funds				
Reserved	\$ 32,173,339	\$ 29,669,569	\$ -	\$ -
Unreserved				
Designated for Subsequent Year's Expenditures	3,531,913	2,630,996	-	-
Undesignated	5,210,927	7,531,656	-	-
Nonspendable	-	-	580,873	472,372
Restricted	-	-	13,152,462	13,882,749
Committed	-	-	19,896,666	19,139,828
Assigned	-	-	10,486,137	2,916,964
Total All Other Governmental Funds	<u>\$ 51,211,476</u>	<u>\$ 53,703,709</u>	<u>\$ 44,116,138</u>	<u>\$ 36,411,913</u>
Total All Governmental Funds	<u><u>\$ 106,296,411</u></u>	<u><u>\$ 111,482,152</u></u>	<u><u>\$ 111,759,780</u></u>	<u><u>\$ 104,810,019</u></u>

Note: The County implemented GASB Statement 54 in 2011.

Note: Bridges Library System was recognized as a component unit of the County in 2018 and is excluded from figures.

WAUKESHA COUNTY, WISCONSIN

TABLE 3
 FUND BALANCES
 GOVERNMENTAL FUNDS
 LAST TEN FISCAL YEARS
 (Modified Accrual Basis of Accounting)

2013	2014	2015	2016	2017	2018
\$ -	\$ -	\$ -	\$ -	\$ -	\$ -
-	-	-	-	-	-
-	-	-	-	-	-
9,796,827	8,236,967	7,692,058	8,141,049	7,085,343	6,806,533
189,992	190,357	190,694	190,896	190,972	194,585
4,500,000	500,000	500,000	500,000	500,000	500,000
13,146,819	7,331,036	8,404,289	10,609,489	10,109,132	10,751,505
<u>34,282,890</u>	<u>38,582,848</u>	<u>40,305,268</u>	<u>39,286,633</u>	<u>42,422,597</u>	<u>42,415,875</u>
<u>\$ 61,916,528</u>	<u>\$ 54,841,208</u>	<u>\$ 57,092,309</u>	<u>\$ 58,728,067</u>	<u>\$ 60,308,044</u>	<u>\$ 60,668,498</u>
\$ -	\$ -	\$ -	\$ -	\$ -	\$ -
-	-	-	-	-	-
-	-	-	-	-	-
-	-	-	-	-	-
120,310	293,537	662,006	56,623	194,005	699,383
13,789,989	12,973,160	14,599,489	15,544,069	11,887,519	15,027,890
18,196,563	24,386,974	21,447,627	20,810,118	22,620,582	24,233,744
<u>27,958</u>	<u>9,681</u>	<u>22,000</u>	<u>11,065</u>	<u>32,412</u>	<u>6,501</u>
<u>\$ 32,134,820</u>	<u>\$ 37,663,352</u>	<u>\$ 36,731,122</u>	<u>\$ 36,421,875</u>	<u>\$ 34,734,518</u>	<u>\$ 39,967,518</u>
<u>\$ 94,051,348</u>	<u>\$ 92,504,560</u>	<u>\$ 93,823,431</u>	<u>\$ 95,149,942</u>	<u>\$ 95,042,562</u>	<u>\$ 100,636,016</u>

WAUKESHA COUNTY, WISCONSIN

TABLE 4
CHANGES IN FUND BALANCES
GOVERNMENTAL FUNDS
LAST TEN FISCAL YEARS
(Modified Accrual Basis of Accounting)

	2009	2010	2011	2012
Revenues				
Intergovernmental contracts/grants	\$ 58,555,324	\$ 59,247,021	\$ 59,750,590	\$ 52,425,362
Property taxes	94,273,766	97,411,926	99,803,950	100,941,080
Fines and licenses	3,324,006	3,378,226	3,211,223	3,303,281
Charges for services	19,518,484	22,377,503	22,640,876	24,583,665
Interdepartmental revenues	4,122,158	4,167,413	4,145,717	4,181,051
Investment earnings (losses)	5,391,411	6,035,423	6,027,189	3,455,481
Miscellaneous	10,417,676	9,473,871	11,123,793	13,128,164
Total revenues	195,602,825	202,091,383	206,703,338	202,018,084
Expenditures				
Justice and public safety	51,917,202	54,601,873	55,692,702	55,803,155
Health and human services	69,472,313	69,890,377	74,256,845	69,496,515
Environment, parks and education	18,626,369	18,632,919	17,837,799	18,558,345
Public works	20,769,368	20,896,400	21,135,317	20,941,347
General government	11,327,395	11,380,949	12,162,412	12,710,547
Capital outlay	18,662,001	16,644,590	20,136,883	37,114,022
Debt service				
Principal	10,240,000	10,925,000	21,760,000 (b)	18,630,000 (c)
Interest	2,734,363	2,499,280	2,375,230	2,100,660
Total expenditures	203,749,011	205,471,388	225,357,188	235,354,591
Excess of revenues over (under) expenditures	(8,146,186)	(3,380,005)	(18,653,850)	(33,336,507)
Other Financing Sources (Uses)				
General obligation notes issued	15,700,000	9,000,000	19,490,000	26,635,000
Payment to escrow agent	(7,925,000) (a)	-	-	-
Premium on general obligation notes issued	-	-	-	-
Transfers in	5,050,000	1,608,971	6,872,974	12,578,877
Transfers out	(9,480,000)	(2,043,225)	(7,431,496)	(12,827,131)
Total other financing sources (uses)	3,345,000	8,565,746	18,931,478	26,386,746
Net change in fund balances	\$ (4,801,186)	\$ 5,185,741	\$ 277,628	\$ (6,949,761)
Debt service as a percentage of noncapital expenditures	7.0%	7.1%	11.8%	10.5%

(a) Early redemption of outstanding portions of the 2001 and 2002 GOPNs.

(b) Includes \$9.9 million early redemption of the 2003 and 2004 GOPNs.

(c) Includes \$6.7 million early redemption of the 2005 GOPN.

WAUKESHA COUNTY, WISCONSIN

TABLE 4
CHANGES IN FUND BALANCES
GOVERNMENTAL FUNDS
LAST TEN FISCAL YEARS
(Modified Accrual Basis of Accounting)

2013	2014	2015	2016	2017	2018 (f)
\$ 55,699,895	\$ 56,874,590	\$ 59,692,009	\$ 60,929,499	\$ 58,538,923	\$ 60,094,939
99,969,581	100,907,976	102,239,114	104,282,428	105,273,141	106,901,181
3,383,551	3,363,251	3,525,225	3,620,619	3,636,073	3,767,535
24,751,183	23,286,842	25,024,774	24,858,230	27,666,414	26,800,486
3,897,903	3,964,255	4,106,396	4,165,466	4,393,211	4,354,506
(1,458,150)	3,603,801	1,173,633	1,548,008	2,276,030	2,451,569
11,849,943	12,904,073	10,873,871	13,055,465	13,249,247	13,314,510
<u>198,093,906</u>	<u>204,904,788</u>	<u>206,635,022</u>	<u>212,459,715</u>	<u>215,033,039</u>	<u>217,684,726</u>
56,078,311	56,748,498	56,927,583	58,145,429	60,242,953	61,198,695
69,917,572	69,713,751	73,463,278	76,218,681	74,656,354	76,365,793
23,757,300	21,042,801	22,041,356	22,138,207	22,036,533	21,658,995
22,263,694	22,282,789	22,007,379	23,225,360	22,425,273	23,447,509
10,406,087	10,481,429	10,169,605	11,913,735	11,580,135	12,364,340
28,628,948	15,057,022	16,708,739	17,688,857	18,861,253	15,171,112
16,980,000 (d)	16,520,000 (e)	12,635,000	12,705,000	13,005,000	13,030,000
<u>2,040,889</u>	<u>1,897,312</u>	<u>1,800,805</u>	<u>1,648,616</u>	<u>1,726,180</u>	<u>1,598,840</u>
<u>230,072,801</u>	<u>213,743,602</u>	<u>215,753,745</u>	<u>223,683,885</u>	<u>224,533,681</u>	<u>224,835,284</u>
<u>(31,978,895)</u>	<u>(8,838,814)</u>	<u>(9,118,723)</u>	<u>(11,224,170)</u>	<u>(9,500,642)</u>	<u>(7,150,558)</u>
21,550,000	14,255,000	10,000,000	11,500,000	10,000,000	12,500,000
-	-	-	-	-	-
455,878	189,411	185,596	430,903	106,316	246,913
2,662,207	8,672,021	2,263,704	2,989,192	2,937,883	3,441,126
<u>(3,447,861)</u>	<u>(15,824,406)</u>	<u>(2,011,706)</u>	<u>(2,369,414)</u>	<u>(3,650,937)</u>	<u>(2,874,336)</u>
<u>21,220,224</u>	<u>7,292,026</u>	<u>10,437,594</u>	<u>12,550,681</u>	<u>9,393,262</u>	<u>13,313,703</u>
<u>\$ (10,758,671)</u>	<u>\$ (1,546,788)</u>	<u>\$ 1,318,871</u>	<u>\$ 1,326,511</u>	<u>\$ (107,380)</u>	<u>\$ 6,163,145</u>
9.4%	9.3%	7.1%	6.8%	7.0%	6.8%

(d) Includes \$4.6 million early redemption of the 2006 GOPN.

(e) Includes \$4.3 million early redemption of the 2007 GOPN.

(f) Bridges Library System was recognized as a component unit of the County in 2018 and is excluded from figures.

THIS PAGE LEFT BLANK

WAUKESHA COUNTY, WISCONSIN
TABLE 5
EQUALIZED VALUE OF TAXABLE PROPERTY (a)
LAST TEN FISCAL YEARS

Fiscal Year	Real Estate				Personal Property	Less: Tax Incremental Districts (TID)	Total (b)	General County Tax Rate (c)
	Residential	Commercial	Manufacturing	Other				
2009	\$ 39,273,722,800	\$ 10,084,519,500	\$ 1,355,179,800	\$ 298,055,000	\$ 1,100,032,400	\$ 891,067,450	\$ 51,220,442,050	\$1.87
2010	37,883,814,200	9,655,813,900	1,360,989,400	285,177,000	1,103,079,700	849,077,100	49,439,797,100	\$1.97
2011	37,329,217,100	9,525,264,300	1,335,918,000	285,536,300	1,076,626,800	805,504,200	48,747,058,300	\$2.01
2012	35,670,845,700	9,389,591,000	1,346,195,800	278,012,700	1,055,119,600	816,315,900	46,923,448,900	\$2.11
2013	35,263,595,200	9,202,897,200	1,367,263,400	277,704,900	1,105,906,000	829,903,500	46,387,463,200	\$2.15
2014	36,654,772,100	9,509,067,100	1,395,079,800	276,546,800	1,159,551,100	711,598,700	48,283,418,200	\$2.08
2015	37,729,840,200	9,641,547,400	1,433,207,900	279,629,100	1,103,399,900	746,934,000	49,440,690,500	\$2.04
2016	39,052,315,400	10,020,704,300	1,460,140,700	277,359,100	1,127,035,500	947,934,500	50,989,620,500	\$2.00
2017	40,728,754,200	10,483,713,300	1,493,717,800	282,697,100	1,169,249,200	1,175,146,400	52,982,985,200	\$1.95
2018	42,779,364,000	11,140,258,800	1,513,521,700	294,986,700	808,506,600	1,323,678,400	55,212,959,400	\$1.89

SOURCE: Wisconsin Department of Revenue, Bureau of Property Tax

- (a) Due to varying assessment ratios to full market value used in municipalities, all underlying tax districts such as counties are required to use equalized value for levying property taxes. Equalized value, defined by State Statute, is the legal market value determined by the Wisconsin Department of Revenue Bureau of Property Tax.
- (b) Equalized Values are reduced by Tax Increment District value increments for apportioning the County levy.
- (c) Per \$1,000 of equalized value.

WAUKESHA COUNTY, WISCONSIN
TABLE 6
DIRECT AND OVERLAPPING PROPERTY TAX RATES
Last Ten Years
(Rate per \$1,000 of equalized value)(a)

	2009	2010	2011	2012
County direct rates (b)				
General	\$1.87	\$1.97	\$2.01	\$2.11
Federated Library (c)	\$0.23	\$0.25	\$0.25	\$0.27
Overlapping rates				
Cities:				
Brookfield	\$15.79 - \$16.87	\$16.68 - \$18.03	\$16.79 - \$17.57	\$17.39 - \$18.05
Delafield	\$14.54 - \$14.72	\$15.63 - \$15.78	\$15.65 - \$16.16	\$15.35 - \$17.90
Muskego	\$14.51 - \$16.21	\$15.40 - \$17.06	\$15.57 - \$17.10	\$16.10 - \$17.64
New Berlin	\$15.70 - \$16.59	\$17.10 - \$17.46	\$14.56 - \$17.91	\$17.37 - \$18.41
Oconomowoc	\$15.46 - \$15.52	\$16.54 - \$16.60	\$16.77 - \$16.83	\$18.47 - \$18.54
Pewaukee	\$13.18 - \$15.29	\$4.52 - \$15.94	\$13.96 - \$16.07	\$14.82 - \$17.64
Waukesha	\$18.56	\$20.23	\$20.34	\$21.50
Towns:				
Brookfield	\$14.08 - \$15.14	\$14.91 - \$16.27	\$15.02 - \$15.77	\$15.49 - \$15.99
Delafield	\$11.87 - \$13.26	\$11.89 - \$13.94	\$12.43 - \$14.06	\$12.03 - \$14.84
Eagle	\$11.88 - \$13.52	\$12.59 - \$14.64	\$12.41 - \$14.86	\$13.20 - \$15.61
Genesee	\$12.06 - \$12.78	\$12.64 - \$13.36	\$13.00 - \$13.77	\$13.34 - \$14.13
Lisbon	\$12.99 - \$15.45	\$14.02 - \$16.49	\$14.22 - \$16.61	\$14.86 - \$17.96
Merton	\$11.70 - \$14.15	\$12.69 - \$14.89	\$12.68 - \$15.11	\$12.61 - \$16.37
Mukwonago	\$13.14 - \$13.88	\$13.94 - \$14.70	\$14.06 - \$14.82	\$14.54 - \$15.33
Oconomowoc	\$12.71 - \$14.52	\$13.44 - \$15.78	\$13.30 - \$16.04	\$14.17 - \$17.46
Ottawa	\$9.64 - \$12.63	\$12.81 - \$13.97	\$12.71 - \$14.44	\$13.39 - \$14.96
Vernon	\$12.53 - \$60.27	\$13.29 - \$63.19	\$13.41 - \$16.07	\$13.85 - \$16.66
Waukesha	\$12.57	\$13.10	\$13.11	\$13.63
Villages:				
Big Bend	\$16.82	\$17.55	\$17.58	\$18.28
Butler	\$17.34 - \$18.59	\$18.61 - \$20.10	\$19.00 - \$20.34	\$19.47 - \$20.84
Chenequa	\$13.65 - \$14.70	\$14.14 - \$15.24	\$14.49 - \$15.85	\$14.61 - \$16.47
Dousman	\$14.76	\$15.79	\$15.81	\$17.41
Eagle	\$14.86 - \$16.09	\$15.70 - \$16.85	\$15.58 - \$17.18	\$16.13 - \$17.50
Elm Grove	\$17.35	\$18.50	\$18.03	\$18.67
Hartland	\$14.10 - \$15.86	\$15.21 - \$16.64	\$15.35 - \$16.69	\$14.32 - \$16.86
Lac LaBelle	\$14.45	\$15.49	\$15.96	\$17.62
Lannon	\$15.95 - \$17.18	\$16.98 - \$18.51	\$16.99 - \$18.33	\$14.85 - \$17.75
Menomonee Falls	\$16.01 - \$17.31	\$17.04 - \$18.48	\$17.01 - \$18.35	\$17.54 - \$18.92
Merton	\$13.40 - \$15.86	\$14.40 - \$16.48	\$14.48 - \$16.59	\$15.06 - \$17.86
Mukwonago	\$16.98 - \$17.71	\$17.89 - \$18.65	\$18.41 - \$19.16	\$18.56 - \$19.32
Nashotah	\$14.25	\$15.53	\$15.46	\$15.04
North Prairie	\$14.32 - \$14.72	\$15.18 - \$15.56	\$15.15 - \$15.33	\$15.70 - \$16.42
Oconomowoc Lake	\$13.84	\$14.67	\$14.94	\$16.54
Pewaukee	\$16.26	\$17.62	\$17.70	\$17.94
Summit	\$12.75 - \$13.42	\$13.33 - \$13.91	\$13.34 - \$14.70	\$13.94 - \$15.55
Sussex	\$15.59 - \$17.08	\$16.51 - \$17.71	\$16.64 - \$17.97	\$17.20 - \$19.31
Wales	\$13.97	\$14.86	\$14.87	\$14.53

(a) Rate is subject to limitations as described in Note 3 (D) of the Notes to Financial Statements.

(b) Due to varying assessment ratios to full market value used in municipalities, all underlying tax districts such as counties are required to use equalized value for levying property taxes. Equalized value, defined by State Statute, is the legal market value determined by the Wisconsin Department of Revenue Bureau of Property Tax.

(c) There are sixteen member libraries in the Federated Library System. The tax applies to taxable properties in the nineteen communities without a library.

WAUKESHA COUNTY, WISCONSIN
TABLE 6
DIRECT AND OVERLAPPING PROPERTY TAX RATES
 Last Ten Years
(Rate per \$1,000 of equalized value)(a)

2013	2014	2015	2016	2017	2018
\$2.15 \$0.28	\$2.08 \$0.29	\$2.04 \$0.28	\$2.00 \$0.28	\$1.95 \$0.27	\$1.89 \$0.26
\$17.13 - \$18.35 \$15.19 - \$17.60 \$16.42 - \$17.94 \$17.60 - \$18.69 \$18.30 - \$18.37 \$14.10 - \$17.12 \$21.39	\$16.07 - \$17.02 \$13.86 - \$15.92 \$14.87 - \$16.34 \$16.21 - \$17.53 \$16.57 \$13.14 - \$14.95 \$20.52	\$14.93 - \$16.68 \$13.23 - \$15.75 \$14.21 - \$15.74 \$15.91 - \$17.08 \$16.32 \$12.88 - \$14.64 \$20.43	\$15.20 - \$16.29 \$13.13 - \$15.59 \$14.19 - \$15.51 \$15.50 - \$16.88 \$15.95 \$12.46 - \$14.94 \$20.08	\$14.38 - \$16.16 \$11.92 - \$14.88 \$13.22 - \$14.39 \$15.22 - \$17.11 \$15.36 \$11.76 - \$13.96 \$19.45	\$13.72 - \$15.58 \$11.65 - \$14.72 \$12.82 - \$14.00 \$14.16 - \$15.46 \$15.08 \$11.19 - \$13.05 \$18.83
\$15.25 - \$16.48 \$11.86 - \$14.82 \$13.39 - \$15.33 \$13.21 - \$14.97 \$15.14 - \$17.84 \$12.51 - \$16.18 \$14.75 - \$15.53 \$14.11 - \$17.42 \$13.54 - \$15.32 \$14.05 - \$16.78 \$13.27	\$14.13 - \$15.07 \$10.89 - \$13.85 \$11.92 - \$14.47 \$12.19 - \$13.40 \$14.26 - \$15.40 \$11.33 - \$14.29 \$13.38 \$12.21 - \$13.38 \$12.13 - \$14.67 \$12.65 - \$16.64 \$12.26	\$14.06 - \$15.03 \$10.25 - \$13.46 \$11.25 - \$13.71 \$11.87 - \$13.50 \$13.98 - \$15.22 \$10.72 - \$13.92 \$12.74 \$11.87 - \$13.26 \$11.46 - \$13.92 \$12.07 - \$15.95 \$12.06	\$13.79 - \$14.95 \$10.09 - \$12.72 \$11.29 - \$13.31 \$11.70 - \$13.35 \$13.40 - \$15.62 \$10.63 - \$14.12 \$13.39 \$11.47 - \$12.95 \$11.49 - \$13.49 \$12.08 - \$14.83 \$11.60	\$13.12 - \$14.94 \$9.08 - \$12.03 \$10.53 - \$13.12 \$10.90 - \$12.77 \$12.78 - \$14.64 \$9.52 - \$12.82 \$12.48 \$11.00 - \$12.58 \$10.65 - \$13.24 \$11.27 - \$14.53 \$10.82	\$12.81 - \$14.90 \$8.84 - \$11.91 \$10.26 - \$13.28 \$10.39 - \$12.56 \$11.85 - \$13.76 \$9.33 - \$12.01 \$12.01 \$10.58 - \$12.14 \$10.33 - \$13.23 \$10.85 - \$13.78 \$10.35
\$18.53 \$19.32 - \$21.49 \$14.84 - \$17.10 \$18.13 \$16.33 - \$18.11 \$19.11 \$14.95 - \$17.67 \$17.18 \$17.37 - \$19.51 \$17.57 - \$19.72 \$15.21 - \$17.61 \$19.15 - \$19.90 \$14.87 \$15.56 - \$16.79 \$16.61 \$18.87 \$14.65 - \$15.47 \$17.21 - \$19.16 \$16.74	\$17.10 \$19.24 - \$20.92 \$13.58 - \$15.99 \$16.85 \$14.97 - \$17.5 \$17.58 \$13.31 - \$16.79 \$15.74 \$15.94 - \$17.71 \$15.97 - \$17.74 \$14.20 - \$15.34 \$18.07 \$13.82 \$14.55 - \$15.67 \$15.28 \$16.94 \$13.25 - \$13.51 \$15.86 - \$16.93 \$15.07	\$16.32 \$18.58 - \$20.57 \$13.72 - \$16.46 \$17.81 \$14.14 - \$16.59 \$17.34 \$13.09 - \$16.29 \$15.64 \$15.00 - \$17.00 \$15.52 - \$17.52 \$13.89 - \$15.13 \$17.56 \$13.30 \$13.65 - \$15.28 \$15.28 \$16.42 \$13.20 - \$13.54 \$15.67 - \$16.91 \$15.05	\$17.43 \$18.25 - \$21.01 \$13.43 - \$16.22 \$17.62 \$14.08 - \$16.09 \$17.07 \$12.99 - \$15.77 \$15.34 \$14.24 - \$16.99 \$14.81 - \$17.57 \$13.37 - \$15.45 \$17.62 \$13.15 \$13.71 - \$15.20 \$15.03 \$15.94 \$12.85 - \$13.40 \$15.28 - \$17.51 \$14.98	\$17.86 \$17.67 - \$20.36 \$12.10 - \$14.94 \$17.19 \$13.12 - \$15.71 \$16.70 \$12.07 - \$14.90 \$15.26 \$12.66 - \$15.35 \$14.06 - \$16.75 \$12.64 - \$14.38 \$16.58 \$12.05 \$12.77 - \$14.54 \$14.59 \$15.47 \$12.94 - \$13.40 \$14.67 - \$16.53 \$14.40	\$17.36 \$17.46 - \$19.18 \$11.89 - \$14.32 \$16.17 - \$16.82 \$12.57 - \$15.59 \$16.41 \$11.95 - \$14.39 \$14.79 \$12.90 - \$14.62 \$14.31 - \$16.02 \$11.64 - \$13.55 \$15.85 \$11.81 \$12.30 - \$14.32 \$14.13 \$14.72 \$12.66 - \$13.31 \$15.03 - \$15.68 \$14.22

WAUKESHA COUNTY, WISCONSIN

TABLE 7
PRINCIPAL TAXPAYERS
2018 AND NINE YEARS PRIOR

<u>Taxpayer</u>	<u>2018 Equalized Value</u>	<u>2018 Rank</u>	<u>2018 Percentage of Total Equalized Value</u>	<u>2009 Equalized Value</u>	<u>2009 Rank</u>	<u>2009 Percentage of Total Equalized Value</u>
Brookfield Square	\$ 227,218,000	1	0.41%	\$ 130,762,900	4	0.26%
The Corners of Brookfield	199,699,500	2	0.36%	--	--	--
Kohl's	159,728,090	3	0.29%	120,970,200	6	0.24%
Individual (Thomson)	146,007,400	4	0.26%	179,130,000	1	0.35%
Pro Health Care	115,629,457	7	0.21%	117,201,700	7	0.23%
Aurora	120,777,600	6	0.22%	--	--	--
Wimmer Brothers	144,033,500	5	0.26%	--	--	--
Target Corporation	109,889,200	8	0.20%	130,244,400	5	0.25%
Pabst Farms	99,760,045	9	0.18%	168,692,700	2	0.33%
Wal-Mart	99,170,600	10	0.18%	133,842,900	3	0.26%
Bielinski Bros.	--	--	--	--	--	--
Harmony Homes	--	--	--	106,773,800	9	0.21%
General Electric Medical Systems	--	--	--	109,385,300	8	0.21%
Sunset Investment	--	--	--	98,801,700	10	0.19%
TOTAL	\$1,421,913,392		2.58%	\$1,295,805,600		2.53%
TOTAL COUNTY EQUALIZED VALUE	\$55,212,959,400			\$51,220,442,050		

Source: Waukesha County Tax System

WAUKESHA COUNTY, WISCONSIN

TABLE 8
PROPERTY TAXES LEVIED AND COLLECTIONS
LAST TEN FISCAL YEARS

Settlement Year (A)	Total Tax Roll	Collected within the Fiscal Year of the Levy		Collections in	Total Collections as of	
		Amount Collected	Percent Collected	Subsequent Years	December 31, 2017	Percent Collected
		Amount Collected	Percent Collected	Amount Collected	Amount Collected	Percent Collected
2009	\$880,647,695	\$872,450,160	99.07%	\$8,197,043	\$880,647,203	100.00%
2010	\$916,616,975	\$908,469,345	99.11%	\$8,147,127	\$916,616,472	100.00%
2011	\$941,404,690	\$934,075,085	99.22%	\$7,329,101	\$941,404,186	100.00%
2012	\$906,087,115	\$900,564,833	99.39%	\$5,521,752	\$906,086,585	100.00%
2013	\$909,523,660	\$904,691,534	99.47%	\$4,821,589	\$909,513,123	100.00%
2014	\$928,871,019	\$925,304,089	99.62%	\$3,546,614	\$928,850,703	100.00%
2015	\$895,425,595	\$892,307,655	99.65%	\$3,073,056	\$895,380,711	99.99%
2016	\$910,413,207	\$907,361,480	99.66%	\$2,565,410	\$909,926,890	99.95%
2017	\$923,780,879	\$921,075,551	99.71%	\$1,513,444	\$922,588,995	99.87%
2018	\$931,581,854	\$929,255,014	99.75%	\$0	\$929,255,014	99.75%

SOURCE: Waukesha County Treasurer's Tax Settlement Reports

(A) The County levy is settled (collected) by the County Treasurer in the year following the year it is levied.

THIS PAGE LEFT BLANK

WAUKESHA COUNTY, WISCONSIN

TABLE 9
RATIO OF OUTSTANDING DEBT TO EQUALIZED VALUATION
AND DEBT PER CAPITA
LAST TEN FISCAL YEARS

<u>Year Ending December 31</u>	<u>Estimated Population (A)</u>	<u>(\$000's) Personal Income (B)</u>	<u>Equalized Valuation (C)</u>	<u>General Obligation Debt</u>	<u>Unamortized Premiums</u>	<u>Total General Obligation Debt</u>	<u>Less Debt Service Fund (D)</u>	<u>Net Bonded Debt</u>	<u>Percent of Debt to Equalized Valuation</u>	<u>Percent of Debt to Personal Income (C)</u>	<u>Debt Per Capita</u>	<u>Net Bonded Debt Per Capita</u>
2009	383,190	\$19,430,799	\$51,220,442,050	\$75,855,000	\$199,943	\$76,054,943	\$4,060,379	\$71,994,564	0.15%	0.39%	\$198.48	\$187.88
2010	389,891	\$20,358,159	\$49,439,797,100	\$73,930,000	\$131,301	\$74,061,301	\$4,248,449	\$69,812,852	0.15%	0.36%	\$189.95	\$179.06
2011	390,267	\$21,404,974	\$48,747,058,300	\$71,660,000	\$464,729	\$72,124,729	\$3,773,563	\$68,351,166	0.15%	0.34%	\$184.81	\$175.14
2012	390,914	\$22,774,616	\$46,923,448,900	\$79,665,000	\$788,325	\$80,453,325	\$3,861,257	\$76,592,068	0.17%	0.35%	\$205.81	\$195.93
2013	391,478	\$23,385,831	\$46,387,463,200	\$84,235,000	\$1,099,730	\$85,334,730	\$3,485,011	\$81,849,719	0.18%	0.36%	\$217.98	\$209.08
2014	392,761	\$24,080,301	\$48,283,418,200	\$81,970,000	\$1,130,828	\$83,100,828	\$3,231,387	\$79,869,441	0.17%	0.35%	\$211.58	\$203.35
2015	393,927	\$25,373,325	\$49,440,690,500	\$79,335,000	\$1,154,085	\$80,489,085	\$2,187,701	\$78,301,384	0.16%	0.32%	\$204.32	\$198.77
2016	396,449	\$26,105,360	\$50,989,620,500	\$78,130,000	\$1,394,718	\$79,524,718	\$2,027,731	\$77,496,987	0.16%	0.30%	\$200.59	\$195.48
2017	398,236	\$27,687,459	\$52,982,985,200	\$75,125,000	\$1,280,294	\$76,405,294	\$1,244,742	\$75,160,552	0.14%	0.28%	\$191.86	\$188.73
2018	401,446	*	\$55,212,959,400	\$74,595,000	\$1,291,223	\$75,886,223	\$1,182,087	\$74,704,136	0.14%	*	\$189.03	\$186.09

*Information not yet available.

NOTES:

- (A) Source: 2010 Census Data, Wisconsin Department of Administration.
- (B) Personal Income shown in Table 12.
- (C) Value as reduced by tax incremental financing districts.
- (D) Amount available for repayment of general obligation debt.

WAUKESHA COUNTY, WISCONSIN

TABLE 10
LEGAL DEBT MARGIN INFORMATION
LAST TEN FISCAL YEARS
(dollars in thousands)

	<u>2009</u>	<u>2010</u>	<u>2011</u>	<u>2012</u>
Equalized Value of Real and Personal Property	<u>\$ 52,111,510</u>	<u>\$ 50,288,874</u>	<u>\$ 49,552,563</u>	<u>\$ 47,739,765</u>
Debt Limit, 5% of Equalized Valuation (Wisconsin Statutory Limitation)	\$ 2,605,576	\$ 2,514,444	\$ 2,477,628	\$ 2,386,988
Amount of Debt Applicable to Debt Limitation:				
General Obligation Promissory Notes	75,855	73,930	71,660	79,665
Less: Debt Service Funds	<u>(4,060)</u>	<u>(4,248)</u>	<u>(3,774)</u>	<u>(3,861)</u>
Total Amount of Debt Applicable to Debt Margin	71,795	69,682	67,886	75,804
Legal Debt Margin-(Debt Capacity)	<u>\$ 2,533,781</u>	<u>\$ 2,444,762</u>	<u>\$ 2,409,742</u>	<u>\$ 2,311,184</u>
Percent of Debt Capacity Used	2.8%	2.8%	2.7%	3.2%

WAUKESHA COUNTY, WISCONSIN

TABLE 10
LEGAL DEBT MARGIN INFORMATION
LAST TEN FISCAL YEARS
(dollars in thousands)

<u>2013</u>	<u>2014</u>	<u>2015</u>	<u>2016</u>	<u>2017</u>	<u>2018</u>
<u>\$ 47,217,367</u>	<u>\$ 48,995,017</u>	<u>\$ 50,187,625</u>	<u>\$ 51,937,555</u>	<u>\$ 54,158,132</u>	<u>\$ 56,536,638</u>
\$ 2,360,868	\$ 2,449,751	\$ 2,509,381	\$ 2,596,878	\$ 2,707,907	\$ 2,826,832
84,235 <u>(3,485)</u>	81,970 <u>(3,231)</u>	79,335 <u>(2,188)</u>	78,130 <u>(2,028)</u>	75,125 <u>(1,245)</u>	74,595 <u>(1,182)</u>
80,750	78,739	77,147	76,102	73,880	73,413
<u>\$ 2,280,118</u>	<u>\$ 2,371,012</u>	<u>\$ 2,432,234</u>	<u>\$ 2,520,776</u>	<u>\$ 2,634,027</u>	<u>\$ 2,753,419</u>
3.4%	3.2%	3.1%	2.9%	2.7%	2.6%

WAUKESHA COUNTY, WISCONSIN
TABLE 11
COMPUTATION OF DIRECT AND OVERLAPPING DEBT

Governmental Unit	Outstanding Debt As of June 2018 Less 2018 Principal Payments	% of Debt Within County	Amount of Debt Within County
DIRECT DEBT			
Waukesha County (as of 12/31/18)	74,595,000	100.00%	74,595,000
Unamortized Premium (Discount)	1,291,223	100.00%	1,291,223
TOTAL DIRECT DEBT			\$ 75,886,223
OVERLAPPING DEBT			
Cities:			
Brookfield	69,030,000	100.00%	69,030,000
Delafield	13,867,000	100.00%	13,867,000
Milwaukee	864,425,000	0.05%	432,213
Muskego	41,255,000	100.00%	41,255,000
New Berlin	54,735,000	100.00%	54,735,000
Oconomowoc	10,325,000	100.00%	10,325,000
Pewaukee	16,317,950	100.00%	16,317,950
Waukesha	113,024,613	100.00%	113,024,613
Total All Cities			\$ 318,986,776
Towns:			
Brookfield	1,602,456	100.00%	1,602,456
Delafield	3,607,218	100.00%	3,607,218
Eagle	560,778	100.00%	560,778
Genesee	1,193,833	100.00%	1,193,833
Lisbon	12,371,968	100.00%	12,371,968
Merton	1,347,641	100.00%	1,347,641
Mukwonago	4,689,254	100.00%	4,689,254
Oconomowoc	10,281,228	100.00%	10,281,228
Ottawa	118,724	100.00%	118,724
Vernon	1,176,019	100.00%	1,176,019
Waukesha	13,783	100.00%	13,783
Total All Towns			\$ 36,962,902
Villages:			
Big Bend	4,495,000	100.00%	4,495,000
Butler	3,591,000	100.00%	3,591,000
Chenequa	1,064,167	100.00%	1,064,167
Dousman	4,456,000	100.00%	4,456,000
Eagle	938,164	100.00%	938,164
Elm Grove	6,339,000	100.00%	6,339,000
Hartland	16,185,000	100.00%	16,185,000
Lac LaBelle	1,575,668	100.00%	1,575,668
Lannon	1,640,000	100.00%	1,640,000
Menomonee Falls	92,173,857	100.00%	92,173,857
Merton	2,575,000	100.00%	2,575,000
Mukwonago	21,940,000	97.43%	21,376,142
Nashotah	447,078	100.00%	447,078
North Prairie	305,949	100.00%	305,949
Oconomowoc Lake	560,824	100.00%	560,824
Pewaukee	10,185,000	100.00%	10,185,000
Summit	12,079,000	100.00%	12,079,000
Sussex	40,074,000	100.00%	40,074,000
Wales	5,648,000	100.00%	5,648,000
Total All Villages			\$ 225,708,849

WAUKESHA COUNTY, WISCONSIN
TABLE 11
COMPUTATION OF DIRECT AND OVERLAPPING DEBT

Governmental Unit	Outstanding Debt As of June 2018 Less 2018 Principal Payments	% of Debt Within County	Amount of Debt Within County
School Districts:			
Arrowhead UHS	2,309,000	100.00%	\$ 2,309,000
East Troy	21,050,000	0.61%	128,405
Elmbrook	49,445,000	100.00%	49,445,000
Hamilton	56,805,000	100.00%	56,805,000
Hartland-Lakeside J3	760,000	100.00%	760,000
Kettle Moraine	36,985,000	99.96%	36,970,206
Menomonee Falls	44,915,000	100.00%	44,915,000
Milwaukee Area TCD	108,045,000	0.45%	486,203
Mukwonago	43,450,000	99.97%	43,436,965
Muskego-Norway	46,275,000	84.56%	39,130,140
New Berlin	45,020,000	100.00%	45,020,000
North Lake	1,410,000	100.00%	1,410,000
Oconomowoc Area	88,195,000	87.83%	77,461,669
Palmyra-Eagle	12,645,000	49.01%	6,197,315
Pewaukee	55,891,000	100.00%	55,891,000
Stone Bank	1,575,000	100.00%	1,575,000
Swallow	8,520,000	100.00%	8,520,000
Waukesha	2,090,050	100.00%	2,090,050
Waukesha Area TCD	19,110,000	97.13%	18,561,543
West Allis	48,519,725	7.52%	3,648,683
Total All School Districts			\$ 494,761,179
Sanitary Districts			
Eagle Spring			
Lake Management	0	100.00%	0
Lake Pewaukee	0	100.00%	0
Milwaukee Metropolitan			
Sewerage District	880,192,821	0.02%	176,039
Okauchee Lake Management	0	100.00%	0
Total Sanitary Districts			\$ 176,039
TOTAL OVERLAPPING DEBT			\$ 1,076,595,745
TOTAL DIRECT AND OVERLAPPING DEBT			\$ 1,152,481,968

Source: Survey of Underlying Governmental Units conducted by Springsted as of June, 2018.

Results based on confirmations received from overlapping municipalities.

WAUKESHA COUNTY, WISCONSIN

TABLE 12
DEMOGRAPHIC AND ECONOMIC STATISTICS
LAST TEN FISCAL YEARS

Fiscal Year	(1) Population	(2) (\$000's) Personal Income	(2) Per Capita Personal Income	(3) Public School Enrollment	(3) Private School Enrollment	(4) Average Unemployment Rate
2009	383,190	\$19,430,799	\$50,708	63,685	12,004	7.5%
2010	389,891	\$20,358,159	\$52,215	63,868	11,530	7.4%
2011	390,267	\$21,404,974	\$54,847	63,309	12,403	6.5%
2012	390,914	\$22,774,616	\$58,055	63,118	11,663	6.0%
2013	391,478	\$23,385,831	\$59,379	62,656	11,517	5.9%
2014	392,761	\$24,080,301	\$60,945	62,285	11,734	5.0%
2015	393,927	\$25,373,325	\$63,995	62,038	11,608	3.8%
2016	396,449	\$26,105,360	\$65,522	61,860	11,435	3.4%
2017	398,236	\$27,687,459	\$69,111	61,885	11,280	2.9%
2018	401,446	*	*	61,723	11,280	2.6%

*Information not yet available.

Sources:

- (1) Fiscal year 2010 is U.S. Census figure; all other figures are estimated by the Wisconsin Department of Administration.
- (2) Bureau of Economic Analysis-US Department of Commerce.
- (3) Wisconsin Department of Public Instruction.
- (4) Wisconsin Department of Workforce Development - Bureau of Workforce Information. 2016 figure is preliminary.

WAUKESHA COUNTY, WISCONSIN

TABLE 13
TEN LARGEST EMPLOYERS
2018 AND NINE YEARS PRIOR

<u>Employer</u>	<u>Product/Business</u>	<u>2018</u>			<u>2009</u>		
		<u>Approximate Employment</u>	<u>% of Total</u>	<u>Rank</u>	<u>Approximate Employment</u>	<u>% of Total</u>	<u>Rank</u>
Kohl's Department Stores	Retail, Dist. Center, Headquarters	5,722	19%	1	5,220	19%	2
ProHealth Care-formerly Waukesha Memorial Hospital	Health Services	4,741	16%	2	5,885	21%	1
Froedtert	Health Services	3,772	12%	3	--	--	--
Quad Graphics	Printing/Headquarters	3,423	11%	4	2,848	10%	5
Aurora Health Care	Health Services	2,767	9%	5	--	--	--
Roundy's (Kroger)	Food Wholesale/Retail	2,473	8%	6	3,081	11%	4
GE Healthcare	Medical Products	2,369	8%	7	3,400	12%	3
Target Corporation	Retail/Distribution Cntr	1,830	6%	8	1,369	5%	10
Wal-Mart Corporation	Retail	1,647	5%	9	--	--	--
Waukesha School District	Education	1,610	5%	10	1,840	7%	6
Community Memorial Hospital	Health Services	--	--	--	1,441	5%	7
Waukesha County	Government	--	--	--	1,384	5%	8
Waukesha County Technical College	Post Secondary Education	--	--	--	1,378	5%	9
Total		<u>30,354</u>	<u>100%</u>		<u>27,846</u>	<u>100%</u>	

SOURCE: Wisconsin Department of Workforce Development
Labor Market Information Bureau
February, 2019 and January, 2009 employer inquiry updates.

WAUKESHA COUNTY, WISCONSIN

TABLE 14
FULL-TIME EQUIVALENT BUDGETED COUNTY POSITIONS BY FUNCTIONAL AREA
LAST TEN FISCAL YEARS

Functional Areas:	<u>2009</u>	<u>2010</u>	<u>2011</u>	<u>2012</u>
Justice and public safety	534.13	549.90	549.75	544.52
Health and human services	424.88	419.50	419.62	418.06
Environment, parks and education (a)	144.00	139.70	135.75	133.70
Public works	153.60	149.10	144.10	135.60
General government	<u>123.40</u>	<u>126.40</u>	<u>126.40</u>	<u>126.05</u>
Total Regular Positions County-Wide	1,380.01	1,384.60	1,375.62	1,357.93
Temporary Extra Help	114.50	114.93	121.02	123.64
Overtime	<u>26.40</u>	<u>25.76</u>	<u>23.14</u>	<u>22.89</u>
Total Position Equivalents	1,520.91	1,525.29	1,519.78	1,504.46

(a) Bridges Library System was recognized as a component unit of the County in 2018 and is excluded from figures.

Source: Waukesha County Budget Office

WAUKESHA COUNTY, WISCONSIN

TABLE 14
 FULL-TIME EQUIVALENT BUDGETED COUNTY POSITIONS BY FUNCTIONAL AREA
 LAST TEN FISCAL YEARS

<u>2013</u>	<u>2014</u>	<u>2015</u>	<u>2016</u>	<u>2017</u>	<u>2018 Budget</u>
544.90	544.90	548.90	547.15	554.90	551.90
426.06	425.06	418.14	415.44	411.74	416.84
133.20	133.20	131.20	128.20	126.90	120.40
135.60	135.60	139.60	138.60	137.60	137.60
<u>126.05</u>	<u>125.55</u>	<u>125.55</u>	<u>124.65</u>	<u>123.00</u>	<u>125.40</u>
1,365.81	1,364.31	1,363.39	1,354.04	1,354.14	1,352.14
121.40	120.72	111.47	112.48	118.27	122.32
<u>22.95</u>	<u>22.38</u>	<u>22.26</u>	<u>22.39</u>	<u>23.07</u>	<u>24.09</u>
1,510.16	1,507.41	1,497.12	1,488.91	1,495.48	1,498.55

WAUKESHA COUNTY, WISCONSIN

TABLE 15
MISCELLANEOUS OPERATING INDICATORS
LAST TEN FISCAL YEARS

	2009	2010	2011	2012
JUSTICE AND PUBLIC SAFETY				
Jail Bookings	8,948	8,336	8,291	8,244
Average Daily Population - Jail	440	423	430	419
Average Daily Population - Huber Facility	206	208	178	155
HEALTH AND HUMAN SERVICES				
Economic Services/Support Program				
Unduplicated Cases (a)	12,664	13,233	14,448	19,239
Mental Health Center Days of Care	7,356	6,321	6,419	5,661
PARKS & LAND USE				
Daily Entrance Stickers	80,763	87,787	83,949	87,675
Annual Stickers	12,641	14,457	14,275	15,435
Annual Boat Launch Stickers	472	523	535	581
Daily Boat Launches	15,743	13,981	13,251	14,373
PUBLIC WORKS				
Building Operations:				
Electricity Consumption (Kilowatt-Hours)	15,141,061	15,301,583	14,026,833	14,222,399
Natural Gas Consumption (Therm)	758,123	685,287	737,345	647,827
Water Consumption (Gallons)	27,717,401	25,610,400	24,121,900	22,907,000
Transportation:				
Centerline Miles of Road Maintained				
County	398	398	396	396
State	260	260	237	237
Airport:				
Based Aircraft	190	190	190	238
Annual Operations (takeoffs & landings)	65,890	64,664	62,096	60,920

(a) Unduplicated counts are available only on a monthly basis. This represents the month of December.

Source: Waukesha County Departments

WAUKESHA COUNTY, WISCONSIN

TABLE 15
MISCELLANEOUS OPERATING INDICATORS
LAST TEN FISCAL YEARS

2013	2014	2015	2016	2017	2018
8,401	8,496	8,191	8,294	8,823	7,915
412	398	409	406	421	422
135	130	117	123	123	124
20,245	22,321	21,858	21,968	22,352	21,923
6,204	6,000	5,973	6,443	6,311	7,692
80,138	77,658	90,050	90,645	95,203	89,245
15,025	15,487	15,732	15,008	19,381	17,481
453	513	551	559	698	690
13,045	13,085	16,460	15,853	13,951	13,300
13,819,632	14,442,752	13,967,764	13,704,564	13,347,646	13,485,504
812,566	857,372	740,782	734,616	873,373	938,634
22,982,000	22,763,800	23,907,100	23,640,600	21,891,400	23,869,562
396	396	401	401	407	407
237	237	224	224	224	227
233	238	173	173	175	200
52,091	41,727	37,834	41,994	37,445	48,527

WAUKESHA COUNTY, WISCONSIN

TABLE 16
CAPITAL ASSET STATISTICS BY FUNCTIONAL AREA
LAST TEN FISCAL YEARS

	2009	2010	2011	2012
JUSTICE AND PUBLIC SAFETY				
Correction Facility Capacities				
Huber Facility	326	326	326	326
County Jail	469	469	469	469
PARKS, ENVIRONMENT, EDUCATION, AND LAND USE				
Number of County Parks	8	8	8	8
Park Acreage:				
Developed	3,998	3,956	3,956	3,956
Undeveloped	4,212	4,382	4,382	4,443
County Golf Courses	3	3	3	3
Ice Arenas	2	2	2	2
Nature Center	1	1	1	1
Exposition Center	1	1	1	1
PUBLIC WORKS				
Centerline Miles of County Roads	398	396	396	396
Traffic Signals	99	102	102	103
Bridges	63	64	64	64
Active Vehicles in Vehicle Replacement Plan	379	381	381	382
Airport:				
Number of Runways	2	2	2	2

Source: Waukesha County Departments

WAUKESHA COUNTY, WISCONSIN

TABLE 16
CAPITAL ASSET STATISTICS BY FUNCTIONAL AREA
LAST TEN FISCAL YEARS

2013	2014	2015	2016	2017	2018
326	326	326	324	324	324
469	469	481	481	481	481
8	8	8	8	8	8
3,958	3,959	4,037	4,105	4,072	5,161
4,458	4,456	4,464	4,464	4,625	3,381
3	3	3	3	3	3
2	2	2	2	2	2
1	1	1	1	1	1
1	1	1	1	1	1
396	396	401	401	407	407
103	103	112	113	124	112
65	65	67	66	65	65
377	382	383	387	387	387
2	2	2	2	2	2

THIS PAGE LEFT BLANK