



# Resource Family Connection

News, Events, and Information Benefiting  
the Children of Waukesha County  
September and October, 2023



## Family Art Workshop

Projects usually take around 30 minutes to complete. Projects will vary from month to month, but all will be the perfect opportunity for families to come together and create art. Limited to the first 40 registered participants.

*Where:* Sharon Lynne Wilson Center for the Arts, 3270 Mitchell Park Dr, Brookfield

*Date:* Second Saturday Each Month - September 9, October 14, 2023

*Time:* Arrive anytime between 10:00 a.m. and 11:30 a.m.

*Cost:* Free

*For Additional Information and to Register:* <https://www.wilson-center.com/free-family-art-workshops>

## Let's Build...

In this family-friendly series, your team will build amazing brick creations based on a theme!

September 10, 2023 Theme: A Castle

October 29, 2023 Theme: A Spooky Monster

*Where:* Delafield Public Library, 500 Genesee St, Delafield

*Date:* Sunday, September 10, October 29, 2023

*Time:* 1:00 p.m. - 2:00 p.m.

*For Additional Information and to Register:* <https://www.delafieldlibrary.org/event-directory/>

## Apple Harvest Festival

Come enjoy this family-friendly autumn celebration event at Retzer Nature Center, featuring: The Apple Market; Delafield Brewhaus Beer Garden; Arts & Crafts Vendors; Sweet Treats; Scarecrow Lane with a Scavenger Hunt; Self-guided Children's Activities, Planetarium Shows, Live Music by JC Ayer, and much more!!

*Where:* Retzer Nature Center, S14W28167 Madison St, Waukesha

*Date:* Saturday, September 23, 2023

*Time:* 9:00 a.m. - 4:00 p.m.

*Cost:* \$10 per car load (cash only)

*For Additional Information:* <https://www.waukeshacounty.gov/appleharvestfestival>

## Canine Carnival

Bring your furry friend and enjoy a day of family fun! This event will feature interactive games and activities for families and their pets! Enjoy food trucks and craft beer, Waukesha K9 Demo, agility, lure coursing, and much more! Friendly, well-behaved dogs welcome!

*Where:* Pewaukee Sports Complex, N45W23440 Lindsay Rd, Pewaukee

*Date:* Saturday, October 7, 2023

*Time:* 11:00 a.m. - 3:00 p.m.

*Cost:* Free

*For Additional Information:* <https://visitwaukesha.org/event/canine-carnival/>

## Stop By And Say Hi!

If you find yourself out at the Milwaukee County Zoo on September 9, between 9:00 a.m. and 1:00 p.m., stop by and say "Hello!" to the Waukesha County Foster Care staff! We will be there as a sponsor for the "Walk on the Wild Side for Foster Care" event!

## September Is Kinship Care Month!

This month, we celebrate the incredible strength and love within families as they open their hearts and homes to support one another. Kinship Caregivers play a vital role in providing stability, comfort, and a sense of belonging to children in need. This Kinship Care Month, let's continue to raise awareness, extend our gratitude, and stand together in support of the beautiful connections that shape our lives! Cheers to our kinship caregivers!

## Informational and Training Opportunities

### Waukesha County Foster Parent Information Sessions

Open to Waukesha County residents interested in learning more about foster care in our community. Also required for any new foster parents. If you are a two-parent household, both parents must attend. The information sessions will be held virtually using Microsoft Teams.

*Date:* Wednesdays - September 13, October 11, 2023

*Time:* 6:00 p.m. - 7:00 p.m.

*Date:* Thursdays - September 28, October 26, 2023

*Time:* 12:00 p.m. - 1:00 p.m.

*For Additional Information and to Register:* [www.wcfostercare.com](http://www.wcfostercare.com)

### Grandparents Raising Grandchildren Peer Support

This group welcomes grandparents, guardians, and caregivers to learn, connect, share resources, while navigating the experience of raising grandchildren.

*Where:* Waukesha County Health and Human Services Center, 514 Riverview Ave, Waukesha, WI

*Date:* Third Wednesday Each Month - September 20, October 18, 2023

*Time:* 6:30 p.m. - 7:30 p.m. (Free dinner served at 6:00 p.m.)

*For Additional Information and to Register:* Contact Linda Senger at 262-548-7698 or [lsenger@waukeshacounty.gov](mailto:lsenger@waukeshacounty.gov). You can also visit: <https://www.healingheartswisconsin.org/support-groups/grandparentsgroup/>.

### Waukesha County Caregiver Connection

This group is for kinship and foster parents. Sessions are facilitated by Healing Hearts in partnership with Waukesha County Foster Care.

#### Virtual

*Date:* Wednesday, September 6, 2023

*Time:* 6:00 p.m. - 7:30 p.m.

*Topic:* Parenting Tweens and Teens

#### In-Person

*Date:* Wednesday, October 4, 2023

*Time:* 6:00 p.m. - 7:30 p.m.

*Topic:* Handling Sensory Issues

*Location:* First United Methodist Church, 121 Wisconsin Ave, Waukesha

*For Additional Information and to Register:* <https://www.eventbrite.com/o/waukesha-county-52187854553>

## Let's Cook! Microwave French Toast In a Mug

By: [thelazydish.com](http://thelazydish.com)

Super quick, fun, easy and cheap - and doesn't require baking or a stove!

### Ingredients:

- ✂ 1 tsp Butter
- ✂ 2 Tbsp Milk
- ✂ 1 Egg
- ✂ 1 tsp Syrup
- ✂ 1/4 tsp Vanilla Extract
- ✂ 1/4 tsp Cinnamon
- ✂ 1 cup (heaping!) Bread Pieces (Recommended to use a hearty bread such as sourdough or French bread torn into bite-size pieces. Stale bread works too! You just don't want a soft white bread that turns into mush.)



### Instructions:

1. Place the butter in a large mug or small bowl; microwave until melted (about 20 seconds).
2. Add the egg, milk, syrup, vanilla extract, and cinnamon. Whisk with a fork until well blended.
3. Add the bread pieces and gently stir, making sure the egg mixture is coated evenly throughout.
4. Microwave for 90 seconds and then check for doneness. Microwave in 20 second intervals after that. It can take about 2 minutes, but you may have to experiment.
5. Ask yourself why you didn't make this sooner!



## Let's Cook! Easy Mini Chicken Pot Pies

By: [thelazydish.com](http://thelazydish.com)

Perfect fun and easy recipe to make in a muffin tin with just a few ingredients! Servings: 8 mini pies

### Ingredients:

- ✂ 2 cups Frozen Mixed Vegetables, Thawed
- ✂ 1 (12.5oz) can Chicken Breast (a 10oz can works, too!)
- ✂ 1 (10.5oz) can Condensed Cream of Chicken Soup
- ✂ 1 (16.3oz) tube Pillsbury Grands! Refrigerated Biscuits
- ✂ Seasoning (Optional)



### Instructions:

1. Preheat oven to 375 degrees and grease 8 slots of a regular size muffin tin.
2. Thoroughly drain the canned chicken, and then mix it well with the thawed veggie and can of soup. Add any seasoning you prefer.
3. Open the tube of biscuits. Use your fingers to flatten each biscuit into larger rounds (5-6 inches in diameter). Don't break out your tape measure! (LOL) Just eyeball it and have faith in the process!
4. Firmly press the biscuit rounds into your greased muffin tin. Helpful tip: Press the dough at the bottom and sides as thin as possible, leaving a majority of the dough at the top where it will thoroughly bake.
5. Spoon a very generous amount of your chicken mixture into each biscuit. Pull the dough up and towards the center, creating a slightly concave bowl.
6. Bake for 20-22 minutes or until the biscuits are golden brown. Allow them to rest for about 5 minutes and enjoy! They should slide right out of your muffin tin with very little mess!



### Contact Numbers:

#### Foster Care Social Workers:

Waukesha County  
Health & Human Services  
262-548-7212

Michelle Lim, Foster Care  
Supervisor  
262-970-4761

Cassie BeLow ..... 262-896-8574

Rhonda Klinger ..... 262-548-7240

Jennifer Mantei ..... 262-548-7250

Evelyn Mosso ..... 262-548-7254

Brittany Sutton ..... 262-548-7262

#### Case Management Social Workers:

Denise Hegberg, Ongoing Social  
Work Supervisor  
262-548-7754

Jennifer Eiler, Ongoing Social Work  
Supervisor  
262-548-7260

Jamie Carter ..... 262-548-7264

Kimberly Dudzik ..... 262-548-7347

Megan Fishler ..... 262-896-8570

Abbey Girman ..... 262-548-7695

Emily Kerr ..... 262-548-7239

Nicole Laird ..... 262-548-7265

Jessica Larsen ..... 262-548-7346

Maria Maurer ..... 262-548-7345

Jessica Palmersheim ..... 262-896-8281

Cindie Remshek ..... 262-548-7281

Elizabeth Russo ..... 262-548-7349

Kim Sampson ..... 262-548-7273

Linda Senger ..... 262-548-7698

Children's Mental Health  
Outreach  
262-548-7666

Medical Emergency: 911

Family Emergency: 211 or  
262-547-3388



# Happy Fall Y'all!!

If an Allegation of Abuse or  
Neglect has been made against  
you, please call:

FASPP  
Norma Schoenberg  
920-922-9627




## Let's Craft! DIY Colorful Pine Cone Fall Wreath

By: [SarahHearts.com](http://SarahHearts.com)

Add a pop of color to your home with this colorful pine cone wreath that you can customize to fit your favorite fall color palette!

### What You'll Need:

- ✂ Acrylic Paint in the Colors You Desire
- ✂ Mini Pine Cones (apx 40-45)
- ✂ 24-inch Wire Wreath Frame
- ✂ Hot Glue Gun (with Glue Sticks!)
- ✂ Paper Plates
- ✂ Paint Brush (If You Are Feeling More Precise for Paint Placement!)
- ✂ Burlap Ribbon (Optional)



### What You'll Do:

1. Squirt a generous amount of acrylic paint onto a paper plate.
2. Roll the edges of a pine cone in the paint. You can also paint the edges with a brush!
3. Place the painted pine cone on a clean paper plate. Continue dipping/painting the pine cones, one color at a time. Allow the pine cones to dry completely (at least a couple of hours, but overnight is best!).
4. Starting on one side of the inside ring of the wreath form, glue a dry, painted pine cone in place. Continue gluing until you no longer see the wire frame. Helpful Tip: Recommended to wrap the wire frame with the burlap ribbon, and then glue the pine cones to the ribbon. The pine cones will adhere better to the ribbon than to the wreath.
5. Display your artwork on your door, above your mantel, or anywhere you want to add a little touch of color!

